

Extra Equipment

LED Lights

LED Lighths are available for all Combi-Disc machines.

Warning Boards

Warning boards are availbale for safer transport.

HPV Controller

Reduces number of tractor spools needed by controlling up to 4 double acting functions. Multiple functions can be activated simultaneously.

Electrical Depth Stop

Electrical depth stop enables you to maintain the same depth throughout the working process.

Material Damper Guard

Ensures soil falls in front of the roller to present a level surface to be consolidated. Recommended when fitting a seeder.

Front Disc

Trailed machines can be fitted with front discs in line with the subsoiling tines to reduce surface soil disturbance.

Longfinger Afterharrow

Mixes the soil and creates a fine even surface after packing the soil with the roller. An even surface is often a great advantage when using no-till technology as the soil has been prepared for seeding.

Multi-Seeder

All Combi-Discs can be fitted with a mounting kit suitable for the Multi-Seeder to save time by combining cultivation with the seeding of crops like OSR and cover crops.

Hydraulic Brakes

Hydraulic braking systems are available for all trailed Combi-Discs as a factory fit option.

Air Brakes

Air braking systems are available for all trailed Combi-Discs as a factory fit option.

Easy-Draft Kit

The Low-Disturbance point has a shallower wing angle and a shorter tungsten tipped nose that opens the soil to create drainage without disturbing the whole soil profile.

Points

Whilst the 200 mm standard point is applicable for most tasks, a narrower 120mm version is available as well as a 350mm point. A simple change of point size will allow the Combi-Disc to fit different soil types and varying working depths.

120 mm point

120 and 200 mm point with hard metal plate

350 mm point

200 mm LongLife

Easy-Draft: 120 and 200 mm point

Easy-Draft: 120 and 200 mm point with hard metal plate on **CENTER** or **CENTER+WINGS**

Technical Specifications

2.45 - 5.25 m

2.50 - 4.00 m

4 - 9 pcs

18 - 42 pcs

140 - 450 hp

2,240 - 6,970 kg

Three-Point Mounted Models								
Model	Working Width, m	Type	Roller Type / Diameter, mm	Transport Width, m	Number of Tines	Number of Discs	Power Req., hp	Weight, kg
2.50	2.45	Rigid, 1-Section	Square Tube / 550	2.50	4	18	140 - 190	2,330
2.50	2.45	Rigid, 1-Section	U-Profile / 600	2.50	4	18	140 - 190	2,240
2.50	2.45	Rigid, 1-Section	V-Profile / 600	2.50	4	18	140 - 190	2,950
2.50	2.45	Rigid, 1-Section	V-Profile / 700	2.50	4	18	140 - 190	3,130
3.00	2.75	Rigid, 1-Section	Square Tube / 550	3.00	5	22	160 - 220	2,800
3.00	2.75	Rigid, 1-Section	U-Profile / 600	3.00	5	22	180 - 240	2,710
3.00	2.75	Rigid, 1-Section	V-Profile / 600	3.00	5	22	180 - 240	3,420
3.00	2.75	Rigid, 1-Section	V-Profile / 700	3.00	5	22	180 - 240	3,600
3.50	3.25	Rigid, 1-Section	Square Tube / 550	3.50	6	26	190 - 250	3,160
3.50	3.25	Rigid, 1-Section	U-Profile / 600	3.50	6	26	210 - 270	3,055
3.50	3.25	Rigid, 1-Section	V-Profile / 600	3.50	6	26	210 - 270	3,870
3.50	3.25	Rigid, 1-Section	V-Profile / 700	3.50	6	26	210 - 270	4,080
4.00	3.75	Rigid, 1-Section	Square Tube / 550	4.00	7	30	220 - 280	3,460
4.00	3.75	Rigid, 1-Section	U-Profile / 600	4.00	7	30	240 - 300	3,440
4.00	3.75	Rigid, 1-Section	V-Profile / 600	4.00	7	30	240 - 300	4,260
4.00	3.75	Rigid, 1-Section	V-Profile / 700	4.00	7	30	240 - 300	4,500

Trailed Models								
Model	Working Width, m	Type	Roller Type / Diameter, mm	Transport Width, m	Number of Tines	Number of Discs	Power Req., hp	Weight, kg
3.00	2.75	Rigid, 1-Section	U-Profile / 600	3.00	5	22	180 - 240	4,525
3.00	2.75	Rigid, 1-Section	V-Profile / 600	3.00	5	22	180 - 240	4,620
3.00	2.75	Rigid, 1-Section	V-Profile / 700	3.00	5	22	180 - 240	4,800
3.00	2.75	Rigid, 1-Section	TWIN V-Profile / 600	3.00	5	22	180 - 240	4,600
3.00	2.75	Rigid, 1-Section	TWIN V-Profile / 700	3.00	5	22	180 - 240	4,790
3.50	3.25	Rigid, 1-Section	U-Profile / 600	3.50	6	26	210 - 270	4,958
3.50	3.25	Rigid, 1-Section	V-Profile / 600	3.50	6	26	210 - 270	5,070
3.50	3.25	Rigid, 1-Section	V-Profile / 700	3.50	6	26	210 - 270	5,280
3.50	3.25	Rigid, 1-Section	TWIN V-Profile / 600	3.50	6	26	210 - 270	5,046
3.50	3.25	Rigid, 1-Section	TWIN V-Profile / 700	3.50	6	26	210 - 270	5,270
4.00	3.75	Rigid, 1-Section	U-Profile / 600	4.00	7	30	240 - 300	5,330
4.00	3.75	Rigid, 1-Section	V-Profile / 600	4.00	7	30	240 - 300	5,460
4.00	3.75	Rigid, 1-Section	V-Profile / 700	4.00	7	30	240 - 300	5,700
4.00	3.75	Rigid, 1-Section	TWIN V-Profile / 600	4.00	7	30	240 - 300	5,430
4.00	3.75	Rigid, 1-Section	TWIN V-Profile / 700	4.00	7	30	240 - 300	5,690
4.50	4.25	Foldable, 2-Section	U-Profile / 600	2.61	7	34	300 - 400	5,375 / 5,525
4.50	4.25	Foldable, 2-Section	V-Profile / 600	2.61	7	34	300 - 400	5,540 / 5,690
4.50	4.25	Foldable, 2-Section	V-Profile / 700	2.61	7	34	300 - 400	5,810 / 5,960
4.50	4.25	Foldable, 2-Section	TWIN V-Profile / 600	2.61	7	34	300 - 400	5,520 / 5,670
4.50	4.25	Foldable, 2-Section	TWIN V-Profile / 700	2.61	7	34	300 - 400	5,850 / 6,000
5.50	5.25	Foldable, 2-Section	U-Profile / 600	2.61	9	42	350 - 450	6,315 / 6,465
5.50	5.25	Foldable, 2-Section	V-Profile / 600	2.61	9	42	350 - 450	6,490 / 6,640
5.50	5.25	Foldable, 2-Section	V-Profile / 700	2.61	9	42	350 - 450	6,820 / 6,970
5.50	5.25	Foldable, 2-Section	TWIN V-Profile / 600	2.61	9	42	350 - 450	6,460 / 6,610
5.50	5.25	Foldable, 2-Section	TWIN V-Profile / 700	2.61	9	42	350 - 450	6,810 / 6,960



Tel.: +45 97 72 42 88
E-mail: info@he-va.com

Web: www.he-va.com

N.A. Christensensvej 34
DK-7900 Nykøbing Mors

Your HE-VA dealer



HE-VA reserves the right to make design and construction changes without notice



Combi-Disc

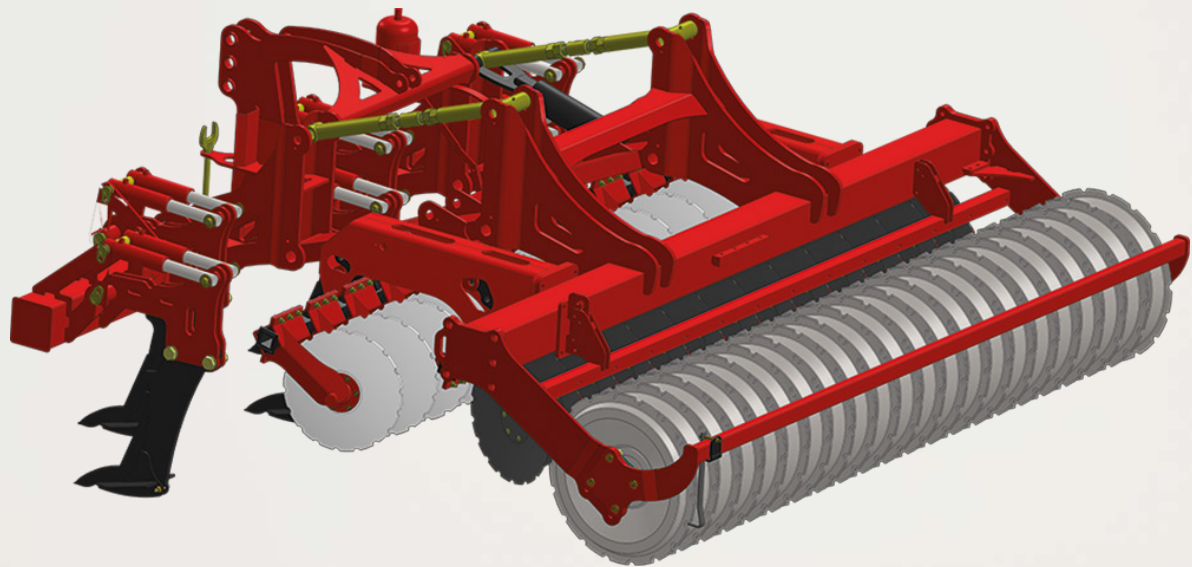
Subsoil, surface cultivate and press the soil in one pass



Combi-Disc

- designed for the operator

- A versatile tool that can perform different tasks simultaneously or separately
- Combi-Disc is adjustable from the tractor seat
- Combi-Disc can be designed to match the specific soil conditions on site



The Combi-Disc provides versatility by being able to perform a number of different jobs from primary cultivation to secondary cultivation and from subsoiling to shallow disc cultivating. It can be used as a subsoiler with the discs lifted out of work, a disc cultivator with the legs lifted up, or as a complete one pass cultivator – all of this without leaving the tractor seat allowing for minute changes to settings whilst working in the field.

Three-Point Mounted and Trailed Models



Subsoiling Tine Adjustment

Flexible and easy tine adjustment

The subsoiling tines on the Combi-Disc can be used to work down to 350 mm (14”) or can be taken out of work completely - all can be altered while on the move. The soil loosening legs on the Combi-Disc are set at 55cm centres and staggered in two rows at 400 - 420 (depending on model) to allow soil and residue to flow between them and keep the draft requirement to a minimum.



Leg and Point

The standard 25mm Combi-Disc tine is made from Hardox® 500 steel to minimise wear. The point itself is made from cast steel, which is hardened to prevent wear without becoming brittle. A single bolt located behind the heel of the tine is used to hold the point in place and is the-refore quickly replaced.

The standard Combi-Disc point is 200mm wide and is suitable for most applications.



Disc Adjustment

Easy adjustment of discs while on the move

The discs can work to a maximum of 12 cm (5”) or can be taken out of work completely – the adjustment is hydraulic allowing for easy adjustment and fine tuning whilst on the move.



HE-VA 510 mm Sabre Disc

The Combi-Disc utilises the HE-VA Sabre Disc that was developed for the Disc-Roller. Normal heavily dished discs have too much angle and do not overlap enough to cut all the soil at shallow depths. The Sabre discs' shallow disc angle, with its superb cutting action coupled with the stagger of the two disc rows, provides maximum movement and mixing of soil - even at shallow working depths.

The other advantage of a relatively flat disc is that it does not smear causing a disc pan in wet conditions, whereas the back of a more conventional concave disc smears the soil, as it works, creating a pan and causing problems for crop roots and drainage.



Unique DSD Technology

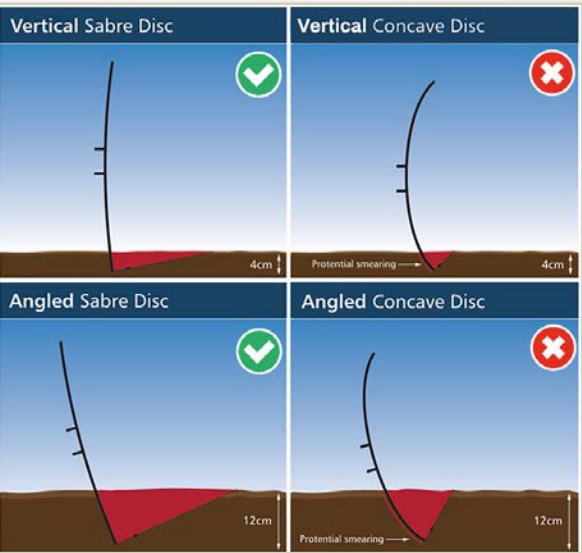

Allows for shallow and deep cultivation

The Unique DSD technology enables the disc sections to be used very effectively in both shallow and deep cultivation.



1 When the machine is being used for shallow cultivation, the disc is virtually perpendicular to the soil pushing the soil sideways and removing the whole soil surface. By breaking the soil loose rather than “scooping” means that there is no smearing, which would create a disc pan.

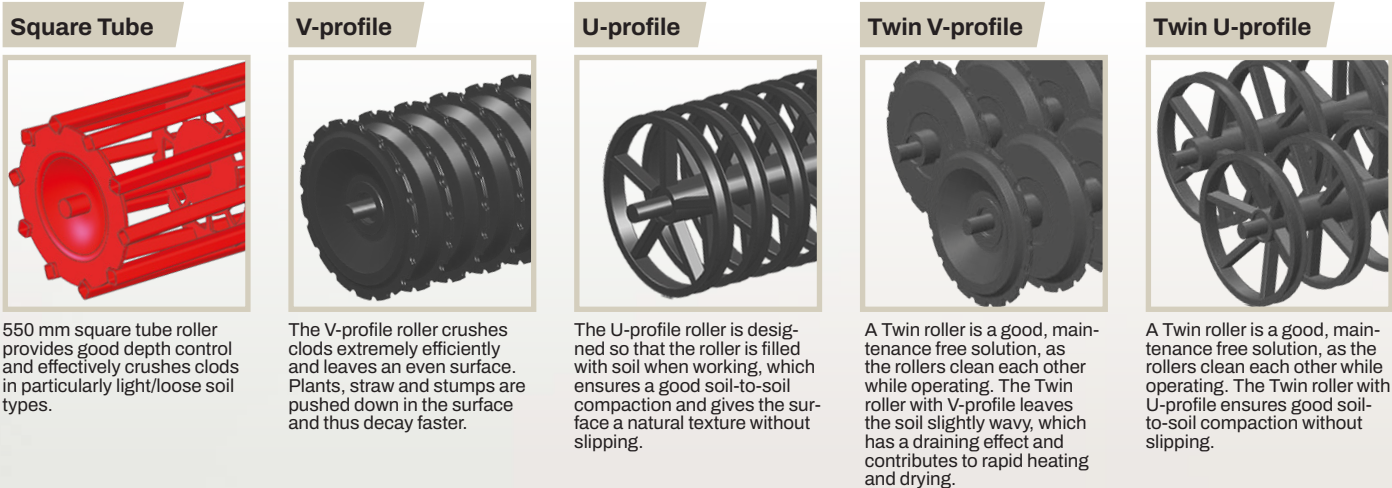
2 When the machine is used as a deep cultivator, a more aggressive disc angle is required. The DSD system automatically increases the aggressiveness of the disc angle relative to the soil surface resulting in more soil being inverted, and residue is incorporated.



Rear Roller Options

A wide variety of rollers

The rollers press the soil and prepares the soil for seeding. Depending on the soil type and conditions on site, a wide variety of rings for the roller can be mounted on a Combi-Disc. All the rings are mounted on a 150mm solid axle so that each section of the roller turns as one. This ensures that the Combi-Disc can work in very wet and sticky conditions.



V-profile Roller

Like many of the machines in the HE-VA range, the Combi-Disc uses the proven pressed steel V-profile ring.

Each ring section is castellated ensuring that the roller turns in light soils. The aggressive rib and shoulder profile combined with a 150mm ring spacing will leave an excellent consolidated weatherproof finish.

Trailed Combi-Discs are supplied as standard with both 600mm and the larger 700mm V-Profile ring.

