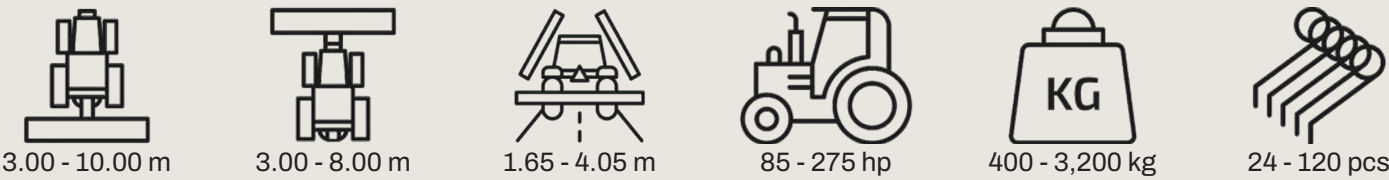


Technical Specifications



Top-Strigle for STRAW

				2 Rows			4 Rows			5 Rows		
Working Width, m	Transport Width, mm	Transport Height, mm	Number of Sections	Number of Tines	Power Req., hp	Weight, kg	Number of Tines	Power Req., hp	Weight, kg	Number of Tines	Power Req., hp	Weight, kg
FRONT MOUNTED												
3.00	3,050	1,500	1	24	85 - 105	400	36	95 - 115	850	-	-	-
4.00	4,050	1,500	1	32	100 - 125	460	48	110 - 135	1,050	-	-	-
4.00	1,650	2,100	2	32	100 - 125	710	48	110 - 135	1,480	-	-	-
5.00	1,650	2,600	2	40	120 - 150	840	60	130 - 155	1,660	-	-	-
6.00	1,650	3,100	2	48	130 - 170	960	72	155 - 180	1,850	-	-	-
7.00	1,650	3,600	2	56	140 - 180	1,100	84	160 - 200	2,050	-	-	-
8.00	1,650	3,600	2	64	160 - 200	1,240	96	180 - 210	2,280	-	-	-
REAR MOUNTED												
3.00	3,050	1,500	1	24	85 - 105	400	36	95 - 115	850	36	95 - 115	930
4.00	4,050	1,500	1	32	100 - 125	460	48	110 - 135	1,050	48	110 - 135	1,170
4.00	1,650	2,100	2	32	100 - 125	710	48	110 - 135	1,480	48	110 - 135	1,590
5.00	1,650	2,600	2	40	120 - 150	840	60	130 - 155	1,660	60	130 - 155	1,780
6.00	1,650	3,100	2	48	130 - 170	960	72	155 - 180	1,850	74	155 - 180	1,950
7.00	1,650	3,600	2	56	140 - 180	1,100	84	160 - 200	2,050	86	160 - 200	2,150
8.00	1,650	3,600	2	64	160 - 200	1,240	96	180 - 210	2,280	96	175 - 225	2,390
8.00	3,000	2,770	3	-	-	-	96	180 - 210	-	96	175 - 225	3,110
9.00	3,000	3,750	3	-	-	-	104	190 - 240	3,000	108	200 - 250	-
10,00	3,000	3,750	3	-	-	-	120	200 - 260	3,200	120	200 - 275	-

Top-Strigle for GRASS

				2 Rows			4 Rows		
Working Width, m	Transport Width, mm	Transport Height, mm	Number of Sections	Number of Tines	Power Req., hp	Weight, kg	Number of Tines	Power Req., hp	Weight, kg
FRONT MOUNTED									
3.00	3,050	1,500	1	33	75 - 100	340	50	85 - 110	790
4.00	4,050	1,500	1	44	90 - 115	400	66	100 - 125	950
4.00	1,650	2,100	2	44	90 - 115	650	66	100 - 125	1,370
5.00	1,650	2,600	2	55	105 - 130	750	82	120 - 145	1,570
6.00	1,650	3,100	2	66	120 - 150	860	102	140 - 170	1,750
7.00	1,650	3,600	2	78	140 - 175	990	116	150 - 190	1,950
8.00	1,650	3,600	2	88	150 - 190	1,120	132	160 - 210	2,180
REAR MOUNTED									
3.00	3,050	1,500	1	33	75 - 100	340	50	85 - 110	790
4.00	4,050	1,500	1	44	90 - 115	400	66	100 - 125	950
4.00	1,650	2,100	2	44	90 - 115	650	66	100 - 125	1,370
5.00	1,650	2,600	2	55	105 - 130	750	82	120 - 145	1,570
6.00	1,650	3,100	2	66	120 - 150	860	102	140 - 170	1,750
7.00	1,650	3,600	2	78	140 - 175	990	116	150 - 190	1,950
8.00	1,650	3,600	2	88	150 - 190	1,120	132	160 - 210	2,180
8.00	3,000	2,770	3	-	-	-	132	160 - 210	-
9.00	3,000	3,750	3	-	-	-	150	175 - 225	2,900
10.00	3,000	3,750	3	-	-	-	167	180 - 250	3,100



Top-Strigle

Versatile harrow for stubble cultivation and grassland maintenance



Tel.: +45 97 72 42 88
E-mail: info@he-va.com

Web: www.he-va.com

N.A. Christensensvej 34
DK-7900 Nykøbing Mors

Your HE-VA dealer



HE-VA reserves the right to make design and construction changes without notice



More than just a weeder...

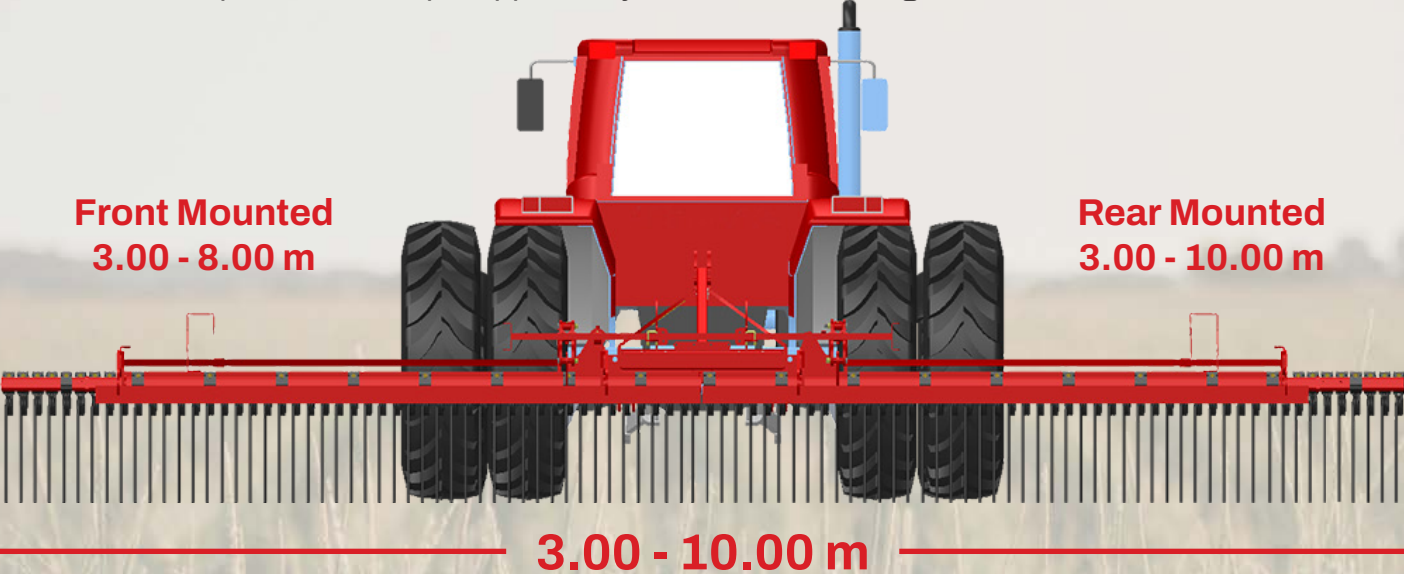
Grassland

Top-Strigle refreshes the field after the winter season as it levels and breaks up the surface to allow oxygen to reach the root zone, while helping to create soil conditions that cause the seed to germinate.

Top-Strigle is also an ideal supplement for e.g. a roller at the rear, which allows you to have two tasks in one operation.



The Top-Striglen also creates optimal conditions for direct sowing - i.e. it is possible to sow simultaneously with the germination of weed seeds or at the same time as spreading stubble material, which provides a unique opportunity to sow without tillage.



Stubble and Straw

After harvesting, the excess straw is spread out with the Top-Strigle. This helps to expose the seeds to the sunlight, while, at the same time, lightly raking the surface.

This naturally speeds up the germination process and thus, easily and quickly, creates the false seed bed.



Extra Equipment

Rear LED Lights

All machines can be equipped with rear LED lights, for better traffic safety.



Warning Boards

All Top-Strigle models can also be equipped with reflective warning boards.



Double Three-Point Linkage

For versatile use of the machine, it can be equipped with a double three-point linkage, so that it can be used in both the front and rear end of the tractor.



Multi-Seeder

With the Multi-Seeder, you get the opportunity to sow while creating the basis for quick and efficient germination of weed seeds.



Support Wheels

Available for the rear mounted, 5-row Top-Strigle STRAW models.



Turbo-Discs

Available for the rear mounted, 5-row Top-Strigle STRAW models. Turbo-Discs are height adjustable via spindles.



Levelling Bar

For intensive leveling of the grass field, a fully adjustable leveling bar can be mounted on Top-Strigle GRASS models with 2 and 4 rows.



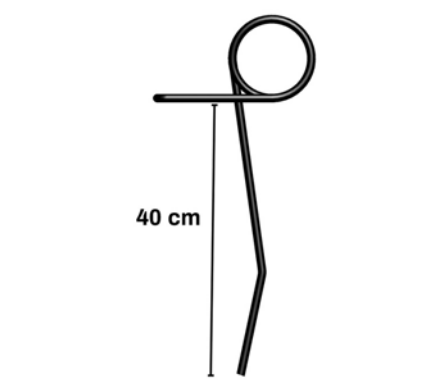
Spring-Board

Spring-Board levels the soil surface and crushes soil clods effectively. Available for Top-Strigle GRASS models.



Aggressive Longfinger Tine

Available for Top-Strigle GRASS models.



Several tasks completed in one workflow with a wide selection of extra equipment

Save time and fuel by combining otherwise separate processes