

SUB-TILLER Three-point mounted



3,00 m Sub-Tiller rigid with 5 tines, V-profile roller and hydr. auto release system.



4,00 m Sub-Tiller w/hydr. folding, 7 tines, V-profile roller & Quick-Push stone protection.

- Strong frame construction, 180x260x8 mm sectional tubes.
- Good clearance with a frame height of 800 mm.
- Hydr. depth control via the roller from 0 mm to max 600 mm.
- Safe parking via the roller placed in minimum working depth.
- Hydraulic automatic or "Quick-Push" stone protection.
- Infinitely variable tine spacing, depending on the models and number of tines.

PRICES

IMPORTANT: If a change of the stated "standard-mounted" row spacing is required – please inform when placing an order.

| Work- ing Width | Stone Protection | No. of tines | Square Tube Roller Ø 550 mm | | V-Profile Roller Ø 600 mm | | Star Roller 450/500 mm (synchronous 300mm in the width) | | Row Spacing "Standard mounted" cm |
|-----------------------|----------------------------------|--------------------|--------------------------------|--|------------------------------|--|---|--|---|
| | | | Item no. | | Item no. | | Item no. | | |
| *2.00m rigid | Quick-Push shear bolt | 2 | 64502-02 | | 64502-14 | | 64504-60 | | 150 |
| | | 3 | 64502-06 | | 64502-10 | | 64504-61 | | 67 |
| | Hydr. auto. release system | 2 | 64502-04 | | 64502-16 | | 64504-62 | | 150 |
| | | 3 | 64502-08 | | 64502-12 | | 64504-63 | | 67 |
| *2.50 m rigid | Quick-Push shear bolt | 2 | 64501-01 | | 64503-01 | | 64504-01 | | 180 |
| | | 3 | 64501-02 | | 64503-02 | | 64504-02 | | 90 |
| | Hydr. auto. release system | 2 | 64501-06 | | 64503-06 | | 64504-06 | | 180 |
| | | 3 | 64501-07 | | 64503-07 | | 64504-07 | | 90 |
| *3.00m rigid | Quick-Push shear bolt | 2 | 64501-11 | | 64503-11 | | 64504-11 | | 200 |
| | | 3 | 64501-12 | | 64503-12 | | 64504-12 | | 100 |
| | | 5 | 64501-13 | | 64503-13 | | 64504-13 | | 60 |
| | Hydr. auto. release system | 2 | 64501-16 | | 64503-16 | | 64504-16 | | 200 |
| | | 3 | 64501-17 | | 64503-17 | | 64504-17 | | 100 |
| | | 5 | 64501-18 | | 64503-18 | | 64504-18 | | 60 |
| *3.50m rigid | Quick-Push shear bolt | 5 | 64501-20 | | 64503-20 | | 64504-20 | | 65 |
| | | 7 | 64501-21 | | 64503-21 | | 64504-21 | | 50 |
| | Hydr. auto. re- lease system | 5 | 64501-26 | | 64503-26 | | 64504-26 | | 65 |
| | | 7 | 64501-27 | | 64503-27 | | 64504-27 | | 50 |
| *4.00m rigid | Quick-Push | 7 | 64501-30 | | 64503-30 | | 64504-30 | | 57 |
| | Hydr. auto. | 7 | 64501-36 | | 64503-36 | | 64504-36 | | 57 |
| **4.00 m hydr. | Quick-Push | 7 | 64501-40 | | 64503-40 | | 64504-40 | | 57 |
| | Hydr. auto. | 7 | 64501-46 | | 64503-46 | | 64504-46 | | 57 |
| **5.00 m hydr. | Quick-Push | 9 | 64501-51 | | 64503-51 | | 64504-51 | | 55.5 |
| | Hydr. auto. | 9 | 64501-57 | | 64503-57 | | 64504-57 | | 55.5 |

* The equipment requires 1 double-acting oil outlet.

**The equipment requires 2 double-acting oil outlets.

Go to page 72 for selection of tines

STANDARD EQUIPMENT

- Cat. 3/4 pins, locking pins.
- Hydr. depth control via the roller
- Scraper between the V-Profile rings.
- For Quick-Push stone protection: 8 steps per bolt. • Points w/200mm wing shares, mounted on 25mm tine.

EXTRA EQUIPMENT

| Designation | | Weight | Item No. |
|--|---------------------------|-----------------------|-----------------|
| Points w/120mm wing shares | Price reduction per tine | - | 645000043A |
| Points w/350mm wing shares | Add. price per tine | - | 645000063A |
| Points 200 mm with hardmetalplate | Additional price per tine | - | 645000044TA |
| Tine reinforcement, hard metal 60x25x15 mm incl. factory fitting on new tine. Recommended when tilling > 350 mm. | Add. price per tine | | 645000085 |
| Cat.II pins for three point mounting | Additional price | | 64509-08 |
| LED lights complete w/wire and socket, mounted on rigid models | | 3 kg | 64509-01 |
| LED lights complete w/wire & socket, for hydr. models w/mounting set for Multi-Seeder (provided that the machine is mounted w/a mounting set f/Multi-Seeder) | | 3 kg | 64509-02 |
| LED lights complete w/wire and socket, mounted on hydr. models (for machines without a mounting set for Multi-Seeder) | | 3 kg | 64509-03 |
| Tine f/retro mounting cpl.,Quick-Push stone protection, left | | 85 kg | 64509-10 |
| Tine f/retro mounting cpl.,Quick-Push stone protection, right+centre | | 85 kg | 64509-11 |
| Tine f/retro mounting complete,hydr. stone protection,left | | 121 kg | 64509-14 |
| Tine f/retro mounting complete,hydr. stone protection,right+centre | | 121 kg | 64509-15 |
| Tine reinforcement, tungsten 60x25x15mm incl. factory mounting on a new tine.Is recommended f/soil loosening >350 mm. | Add.price per tine | | 645000085 |
| Easy Draft kit 15 mm tine w/120 mm wearing point "ED" with tungsten tip. Max. working depth: 250 mm | Quick-Push stone protec. | Add. price per tine | 64509-12 |
| | Quick-Push stone prot. | Retro mount. per tine | 90 kg 64509-16 |
| | Hydr. stone protection | Add. price per tine | 64509-09 |
| | Hydr. stone protection | Retro mount. per tine | 125 kg 64509-17 |
| Disc Ø470mm in front of tine, stone protected via rubber suspension, bearings without maintenance (not f/retro mount.)▲ | | Price per tine | 64509-31 |

▲ Sub-Tiller is extended, to make space for Disc in front of tine & thus bigger lifting requirement.

SPECIFICATIONS

Tine height under the frame 800 mm. Max. working depth 600 mm.

| Work-Width | Stone Protection | No. of Tines | Transport Width m | Power Req., HP! | Weight kg | |
|--------------|--------------------------------|--------------|-------------------|-----------------|------------------|-----------|
| | | | | | Square tube rol. | V-Profil. |
| 2.00 m rigid | Quick-Push shear bolt | 2 | 2.00 | 60-80 | 815 | 1,165 |
| | | 3 | 2.00 | 90-120 | 900 | 1,250 |
| | Hydr. automatic release system | 2 | 2.00 | 60-80 | 885 | 1,235 |
| | | 3 | 2.00 | 90-120 | 1,005 | 1,355 |
| 2.50 m rigid | Quick-Push shear bolt | 2 | 2.50 | 60-80 | 900 | 1,415 |
| | | 3 | 2.50 | 90-120 | 985 | 1,500 |
| | Hydr. automatic release system | 2 | 2.50 | 60-80 | 970 | 1,485 |
| | | 3 | 2.50 | 90-120 | 1,090 | 1,605 |
| 3.00 m rigid | Quick-Push shear bolt | 2 | 3.00 | 60-80 | 975 | 1,595 |
| | | 3 | 3.00 | 90-120 | 1,060 | 1,680 |
| | | 5 | 3.00 | 135-200 | 1,230 | 1,850 |
| | Hydr. automatic release system | 2 | 3.00 | 60-80 | 1,050 | 1,665 |
| | | 3 | 3.00 | 90-120 | 1,170 | 1,785 |
| | | 5 | 3.00 | 135-200 | 1,410 | 2,025 |
| 3.50 m rigid | Quick-Push shear bolt | 5 | 3.50 | 140-200 | 1,310 | 2,030 |
| | | 7 | 3.50 | 190-280 | 1,480 | 2,200 |
| | Hydr. automatic release system | 5 | 3.50 | 140-200 | 1,490 | 2,210 |
| | | 7 | 3.50 | 190-280 | 1,720 | 2,440 |
| 4.00m rigid | Quick-Push shear bolt | 7 | 4.00 | 200-280 | 1,560 | 2,380 |
| | Hydr. auto. release sys. | 7 | 4.00 | 200-280 | 1,640 | 2,620 |
| 4.00m hydr. | Quick-Push shear bolt | 7 | 2.43 | 200-280 | 1,910 | 2,730 |
| | Hydr. auto. release sys. | 7 | 2.43 | 200-280 | 1,990 | 2,970 |
| 5.00m hydr. | Quick-Push shear bolt | 9 | 2.43 | 260-360 | 2,240 | 3,260 |
| | Hydr. auto.release sys. | 9 | 2.43 | 260-360 | 2,390 | 3,690 |

Max. HP for rigid mod.: 350 HP – only 250 HP for 2.00 m Max. HP for hydr. mod.: 450 HP

SUB-TILLER Trailed



7,00 m with hydr folding, 13 tines, V-profile roller & hydr. auto-release system.



7,00 m w/hydr. folding, 13 tines, V-profile roller & hydr. auto-release system.

- Good clearance with a frame height of 800 mm.
- Strong frame construction, 180x260x8 mm sectional tubes.
- Standard with hydr. support wheel in front.
- Hydr. depth control via the roller from 0 mm to max 600 mm
- Hydraulic automatic or "Quick-Push" stone protection.
- Infinitely variable tine spacing, depending on the models and number of tines.



PRICES

IMPORTANT: If a change of the stated "standard-mounted" row spacing is required – please inform when placing an order.

| Working width | Stone Protection | No of tines | V-Profile roller Ø600 mm | | V-Profile roller Ø700 mm | | Row Spacing "Standard-mounted" cm |
|------------------|----------------------------|-------------|--------------------------|--|--------------------------|--|-----------------------------------|
| | | | Item no. | | Item no. | | |
| *** 4.00 m hydr. | Quick-Push shear bolt | 7 | 64500-00 | | 64500-03 | | 57 |
| | Hydr. auto. release system | 7 | 64500-02 | | 64500-04 | | 57 |
| *** 5.00 m hydr. | Quick-Push shear bolt | 9 | 64500-07 | | 64500-09 | | 55.5 |
| | Hydr. auto. release system | 9 | 64500-08 | | 64500-10 | | 55.5 |
| *** 6.00 m hydr. | Quick-Push shear bolt | 11 | 64500-12 | | 64500-14 | | 54.5 |
| | Hydr. auto. release system | 11 | 64500-13 | | 64500-15 | | 54.5 |
| *** 7.00 m hydr. | Quick-Push shear bolt | 13 | 64500-16 | | 64500-18 | | 53.8 |
| | Hydr. auto. release system | 13 | 64500-17 | | 64500-19 | | 53.8 |

*** The machine requires 3 double-acting oil outlets.

STANDARD EQUIPMENT FOR SUB-TILLER Trailed

- Wheels: 560/45 R 22.5 - 152D.
- Standard with hydr. support wheel in front 300x65/12, 8 PLY.
- Ball joint towing eye, cat. 4 / Ø51 mm, item no. 630757112, see page 111.
- Hydr. depth control via the roller and support wheel.
- For Quick-push stone protection: 8 steps per bolt.
- Scraper between the rings.
- Points with 200 mm wing shares, mounted on 25 mm wide tine.

EXTRA EQUIPMENT

| Designation | Weight | Item No. | |
|---|--|----------------------------------|----------|
| LED lights w/wire and socket, mounted | - | 64500-05 | |
| Points w/120mm wing shares | Price reduction per tine | 645000043A | |
| Points w/350mm wing shares | Additional price per tine | 645000063A | |
| Points 200 mm with hardmetalplate | Additional price per tine | 645000044TA | |
| Tine reinforcement, tungsten 60x25x15mm including factory mounting on a new tine. Is Recommended for soil loosening >350 mm. | Add. price per tine | 645000085 | |
| Tine f/retro mounting cpl.,Quick-Push stone protection, left | 85 kg | 64509-10 | |
| Tine f/retro mounting cpl.,Quick-Push stone protection, right+centre | 85 kg | 64509-11 | |
| Tine f/retro mounting complete,hydr. stone protection,left | 121 kg | 64509-18 | |
| Tine f/retro mounting complete,hydr. stone protection,right+centre | 121 kg | 64509-19 | |
| One accumulator per tine. Is recommended in extreme conditions (stones and rocks). | Additional price per tine | 64509-06 | |
| Air brakes, factory-mounted. | 18 kg | 64509-34 | |
| Hydr. brakes, factory-mounted. | 7 kg | 64509-33 | |
| Easy Draft kit 15 mm tine w/120 mm wearing point ED with tungsten tip. Max. working depth: 250 mm |  | Quick-Push stone protection | |
| | | Additional price per tine | 64509-12 |
| | | Quick-Push stone protection | |
| | | Retro mounting per tine | 90 kg |
| | | Hydr. stone protection | |
| | | Additional price per tine | 64509-09 |
| | | Hydr. stensikring | |
| | 125 kg | Retro mounting per tine | 64509-17 |
| Disc Ø470 mm in front of tine, turnable, stone protected via rubber suspension, bearings without maintenance. Turnable (not for retro mounting) ▲ | Price per tine | 64509-13 | |

▲ Sub-Tiller is extended, to make space for disc in front of tine and thus bigger lifting requirement.

Go to page 72 for selection of tines

SPECIFICATIONS

Tine height under the frame 800 mm. Max. working depth 600 mm.

| Working width | Stone protection | No. of tines | Transport width m | Power req., HP | Max. HP | Weight kg | |
|---------------|------------------|--------------|-------------------|----------------|---------|-------------------------|-------------------------|
| | | | | | | 600 mm V-Profile roller | 700 mm V-Profile roller |
| 4.00 m hydr. | Quick-Push | 7 | 2.43 | 220-320 | 600 | 5,200 | 5,600 |
| | Hydr. auto | 7 | 2.43 | 220-320 | 600 | 5,200 | 6,000 |
| 5.00 m hydr. | Quick-Push | 9 | 2.43 | 260-360 | 650 | 5,700 | 5,900 |
| | Hydr. auto | 9 | 2.43 | 260-360 | 650 | 5,860 | 6,060 |
| 6.00 m hydr. | Quick-Push | 11 | 2.43 | 300-500 | 650 | 6,200 | 6,500 |
| | Hydr. auto. | 11 | 2.43 | 300-500 | 650 | 6,400 | 6,700 |
| 7.00 m hydr. | Quick-Push | 13 | 2.43 | 400-600 | 650 | 6,800 | 7,150 |
| | Hydr. auto. | 13 | 2.43 | 400-600 | 650 | 7,030 | 7,380 |




MOUNTING SET FOR TILL-SEEDING






RAPE EQUIPMENT

| | | | | | | |
|--|--|--|--|--|--|-----------------|
| <p>Mounting set for Multi-Seeder, incl. mounting on a new Sub-Tiller. One special dosing roll for rape/fertilizer will be included in the price.</p> | | | | | | |
| <p>One of the following seeding methods is to be chosen as well as one Multi-Seeder model – all models are described on page 98</p> | <p>Band Seeding before the packer roller</p> | | <p>Seeding w/disc coulters with 75 mm wide depth/press wheel. 1 row placed in centerline of the tine. Seeding after packer roller.</p> | | <p>Seeding w/disc coulters with 75 mm wide depth/press wheel. Placed in 2 rows around centerline of the tine. Seeding after packer roller.</p> | |
| | <p>Item no.</p> | | <p>Item no.</p> | | <p>Item no.</p> | |
| <p>3.00 m Sub-Tiller – 5 tines, rigid</p> | | | | | | |
| <p>Multi-Seeder without Auto-Controller</p> | <p>64507-12</p> | | <p>64508-12</p> | | <p>64510-12</p> | |
| <p>Multi-Seeder with Auto-Controller</p> | <p>64507-13</p> | | <p>64508-13</p> | | <p>64510-13</p> | |
| <p>3.50 m Sub-Tiller – 7 tines, rigid</p> | | | | | | |
| <p>Multi-Seeder without Auto-Controller</p> | <p>64507-14</p> | | <p>64508-14</p> | | <p>64510-14</p> | |
| <p>Multi-Seeder with Auto-Controller</p> | <p>64507-15</p> | | <p>64508-15</p> | | <p>64510-15</p> | |
| <p>4.00 m Sub-Tiller – 7 tines, rigid</p> | | | | | | |
| <p>Multi-Seeder without Auto-Controller</p> | <p>64507-16</p> | | <p>64508-16</p> | | <p>64510-16</p> | |
| <p>Multi-Seeder with Auto-Controller</p> | <p>64507-17</p> | | <p>64508-17</p> | | <p>64510-17</p> | |
| <p>4.00 M Sub-Tiller – 7 tines, hydr.</p> | | | | | | |
| <p>Multi-Seeder with Auto-Controller</p> | <p>64507-19</p> | | <p>64508-22</p> | | <p>64510-19</p> | |
| <p>4.00 M Sub-Tiller – 7 tines, hydr. trailed</p> | | | | | | |
| <p>Multi-Seeder with Auto-Controller</p> | <p>64507-25</p> | | <p>64508-27</p> | | <p>64510-24</p> | |
| <p>5.00m Sub-Til.,9 tines, hydr.</p> | | | | | | |
| <p>Multi-Seeder with Auto-Controller</p> | <p>64507-21</p> | | <p>64508-23</p> | | <p>64510-21</p> | |
| <p>5.00m Sub-Til.,9 tines, hydr. trailed</p> | | | | | | |
| <p>Multi-Seeder with Auto-Controller</p> | <p>64507-22</p> | | <p>64508-24</p> | | <p>64510-22</p> | |
| <p>6.00m Sub-Til.,11 tines,hydr.trailed</p> | | | | | | |
| <p>Multi-Seeder with Auto-Controller</p> | <p>64507-23</p> | | <p>64508-25</p> | | <p>64510-23</p> | |
| <p>7.00m Sub-Til.,13 tines,hydr.trailed</p> | | | | | | |
| <p>Multi-Seeder with Auto-Controller</p> | <p>64507-24</p> | | <p>64508-26</p> | | <p>-</p> | |
| <p>Platform with steps for rigid Sub-Tiller models.</p> | | | | | <p>Price per unit</p> | <p>64509-50</p> |
| <p>Platform with steps for foldable Sub-Tiller models.</p> | | | | | <p>Price per unit</p> | <p>63099-50</p> |
| <p>50 mm narrow depth-press wheel, suitable for clay soil and sticky soil types (not suitable for lighter soil types). Same price but item number has to be used.</p> | | | | | | <p>0516898</p> |
| <p>♦ If more Multi-Seeders are mounted with Auto-Controller, up to 3 Multi-Seeders are operated from the same monitor in the cabin (not Front-Tank).</p> | | | | | | |

Slug pellet/poison/seed equipment

| | | | |
|---|---|-----------------|--|
| <p>Mounting set for Multi-Seeder incl. Mounting on a new Sub-Tiller. In this case, one special dosing roll for snail poison will be included.</p> <p>One of the following solutions is to be chosen as well as a Multi-Seeder model. All models are described on page 98.</p> |  | | |
| <p>Placing of slug pellet/poison in bands after the roller or depth wheel.</p> | <p>Mounting set for Multi-Seeder Model Twin</p> | | |
|  |  | <p>Item no.</p> | |
| <p>3,00 m Sub-Tiller – 5 tines, rigid</p> | <p>64509-62</p> | | |
| <p>3,50 m Sub-Tiller – 7 tines, rigid</p> | <p>64509-66</p> | | |
| <p>4,00 m Sub-Tiller – 7 tines, rigid</p> | <p>64509-70</p> | | |
| <p>4,00 m Sub-Tiller – 7 tines, hydr.</p> | <p>64509-74</p> | | |
| <p>4,00 m Sub-Tiller – 7 tines, hydr. trailed</p> | <p>64509-75</p> | | |
| <p>5,00 m Sub-Tiller – 9 tines, hydr.</p> | <p>64509-78</p> | | |
| <p>5,00 m Sub-Tiller – 9 tines, hydr., trailed</p> | <p>64509-79</p> | | |
| <p>6,00 m Sub-Tiller – 11 tines, hydr., trailed</p> | <p>64509-80</p> | | |
| <p>7,00 m Sub-Tiller – 13 tines, hydr., trailed</p> | <p>64509-81</p> | | |
| <p>♦ If mounting more Multi-Seeders with Auto-Controller, up to 3 Multi-Seeders are operated from the same monitor in the cabin (not Front-Tank)</p> | | | |

Fertilizer equipment

| | | | | |
|--|---|-----------------|--|---|
| <p>Mounting set for Multi-Seeder & Front-Tank, incl. Mounting on a new Sub-Tiller.</p> <p>Choose one of the following solutions alongside a Multi-Seeder or a Front-Tank.</p> |  | | <p>Fertilizer equipment is placing the fertilizer just after the tine for mixing in 2-10 cm</p> | |
| | | | <p>For Multi-Seeder</p>  | <p>For Front-Tank</p>  |
| | | | <p>Item no.</p> | <p>Item no.</p> |
| <p>3,00 m Sub-Tiller - 5 tines, rigid</p> | <p>Front-Tank</p> | <p>64506-05</p> | | |
| | <p>Multi-Seeder without Auto-Control.</p> | <p>64506-12</p> | <p>-</p> | |
| | <p>Multi-Seeder with Auto-Control.</p> | <p>64506-13</p> | <p>-</p> | |
| <p>3,50 m Sub-Tiller - 7 tines, rigid</p> | <p>Front-Tank</p> | <p>64506-06</p> | | |
| | <p>Multi-Seeder without Auto-Control.</p> | <p>64506-14</p> | <p>-</p> | |
| | <p>Multi-Seeder with Auto-Control.</p> | <p>64506-15</p> | <p>-</p> | |
| <p>4,00 m Sub-Tiller - 7 tines, rigid</p> | <p>Front-Tank</p> | <p>64506-07</p> | | |
| <p>4,00 m Sub-Tiller - 7 tines, hydr.</p> | <p>Multi-Seeder with Auto-Control.</p> | <p>64506-17</p> | <p>-</p> | |
| <p>4,00 m Sub-Tiller - 7 tines, hydr.</p> | <p>Front-Tank</p> | <p>-</p> | <p>64506-08</p> | |
| <p>4,00 m Sub-Tiller – 7 tines, hydr. trailed</p> | <p>Front-Tank</p> | <p>-</p> | <p>64506-19</p> | |
| | <p>Front-Tank mounted on Sub-Tiller</p> | <p>-</p> | <p>64506-39</p> | |
| <p>5,00 m Sub-Tiller - 9 tines, hydr.</p> | <p>Front-Tank</p> | <p>64506-09</p> | | |
| <p>5,00 m Sub-Tiller - 9 tines, hydr. trailed</p> | <p>Front-Tank</p> | <p>-</p> | <p>64506-10</p> | |
| | <p>Front-Tank mounted on Sub-Tiller</p> | <p>-</p> | <p>64506-30</p> | |
| <p>6,00 m Sub-Tiller - 11 tines, hydr. trailed</p> | <p>Front-Tank</p> | <p>-</p> | <p>64506-11</p> | |
| | <p>Front-Tank mounted on Sub-Tiller</p> | <p>-</p> | <p>64506-33</p> | |
| <p>7,00 m Sub-Tiller - 13 tines, hydr. trailed</p> | <p>Front-Tank</p> | <p>-</p> | <p>64506-18</p> | |
| | <p>Front-Tank mounted on Sub-Tiller</p> | <p>-</p> | <p>64506-36</p> | |
| <p>♦ If mounting more Multi-Seeders with Auto-Controller, up to 3 Multi-Seeders are operated from the same monitor in the cabin (not Front-Tank) The hydraulic fan is equipped with air distributor with 2 or 3 outlets and will also supply the Multi-Seeders with air.</p> | | | | |