

Extra Equipment

Hydraulic Brakes

Hydraulic brakes can be factory mounted on all models, 6.00 - 10.00 m.



Air Brakes

Air brakes can be factory mounted on all models, 6.00 - 10.00 m.



Wheel Track Eradicator

With 4 pcs. 65x12 mm tines on each wheel track eradicator, it is an optimal tool for loosening soil and avoiding compacted soil in the tracks.



Pivoting Crossbar

for mounting in the tractor's lift arms.



Dolly

Wheel set making an attachment of rollers possible behind a harrow. Wheels: 11.5/80 x 15.3



Rear drawbar

Rear drawbar is available as both short (2490 mm) and long (2970 mm). Maximum vertical load is 200 kg.




LED Lights

All machines can be equippe with rear LED lights for safety reasons.



Transverse Locking System

Increases the effect of the levelling with Spring-Board by locking the tines together as one unit. The system is easily removed and remounted tine by tine.



Edge Equipment

Can be mounted on Spring-Board to avoid mounds of earth forming between the individual hauls.



3.00 - 4.00 m

Technical Specifications



6.00 - 10.00 m



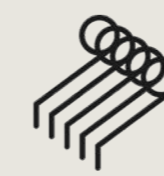
3.00 - 4.00 m



120 - 225 HP



3,150 - 4,200 kg



73 - 117 pcs

Work Width, m	Type	Wheel Mounting	Transport Height, m	Transport Width, m	No. of Tines	Power Req., HP	Weight, kg
6.00	Hydr. folding	4 boogie	2.80	3.00	73	120+	3,150
7.00	Hydr. folding	4 boogie	3.30	3.00	83	150+	3,400
8.00	Hydr. folding	4 boogie	3.80	3.00	97	175+	3,650
9.00	Hydr. folding	4 boogie 3 m middle section	4.30	3.00	105	200+	3,900
9.00	Hydr. folding	4 boogie 4 m middle section	3.80	4.00	109	200+	3,900
10.00	Hydr. folding	4 boogie 4 m middle section	4.30	4.00	117	225+	4,200



Tel.: +45 97 72 42 88

E-mail: info@he-va.com
Web: www.he-va.com

N.A. Christensensvej 34
DK-7900 Nykøbing Mors

Your HE-VA dealer

HE-VA reserves the right to make design and construction changes without notice



Simple operation and huge reliability ensure high capacity

Euro-Tiller models are designed for seedbed preparation on all soil types. The standard harrow has a solid 7 row frame in 60x60x5 mm sectional tubes. With the wide range of extra equipment, the Euro-Tiller can be constructed individually - adapted for any farm and soil type. The harrow has the necessary weight and is equipped with all the necessary tools to obtain a perfect seedbed for grain, beets, maize, potatoes and other special crops.

Transport Position



During transport the side sections are folded over into vertical position to obtain a safe and stable transport. A strong mechanical lock ensures safe movement of all units, and automatic unlocking occurs by means of the hydraulics. The strong hinge bracket for the side sections ensures high strength as well, when the harrow is in working position.

Depth Control

The harrow depth is easily adjusted centrally on the harrow. Hereafter the electric depth stop ensures that the harrow depth is exactly the same each time after the harrow has been lifted up. The depth wheel master-slave hydraulic system guarantees a uniform working of the wheels.



By means of a switch in the cabin, the driver can stop the electric depth stop. This way the driver can oversteer the depth stop and perform a deeper preparation - e.g. on the headlands.



8 large boogie wheels 300/65x12 ensure a precise working depth in all conditions.



Harrow Tines

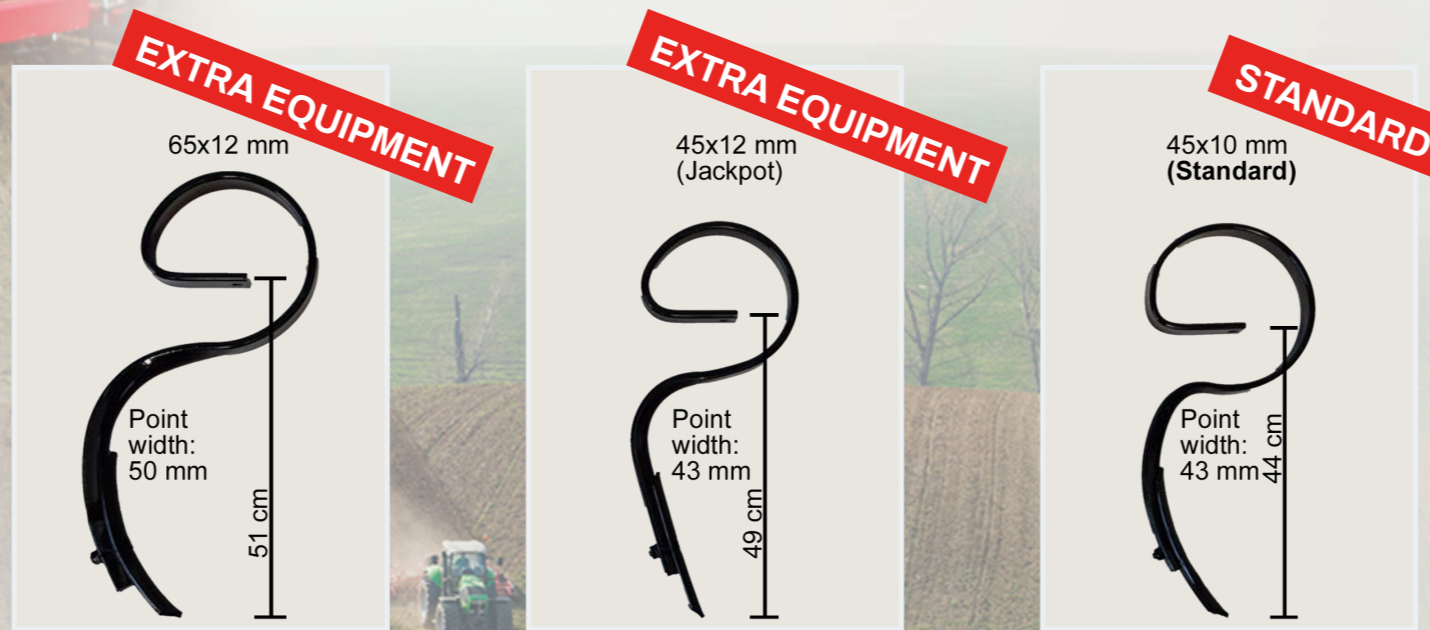


The strong 10 x 45 mm harrow tines ensure an optimal harrowing of all soil types.

The standard harrow with 10 x 45 mm tines has a tine spacing of 8,5 cm. and a indicative max. harrow depth of 12 - 14 cm.

Equipped with the stronger 12 x 65 mm. harrow tines, the tine spacing increases to 15 cm. and a indicative max. harrow depth of 15 - 18 cm.

Equipped with the front-harrow, the average tine spacing is 6.4 cm.



Extra Equipment

HE-VA's extra equipment range ensures optimal set up of Euro-Tiller for any farm and soil type.

Front Harrow



With the front harrow mounted before the front Spring-Board, the crust and wheel tracks or compressed soil is loosened so that the levelling bar performs a more precise levelling of the already loosened soil with a reduced energy consumption. When the Euro-Tiller is equipped with a front harrow, it has 8 rows and the average tine spacing is 6.4 cm.



The aggressiveness (tine row angle) on the front harrow is adjusted via spindles.

Spring-Board



By mounting a Spring-Board in front of the Euro-Tiller, the field is perfectly levelled and the major clods are broken. The Spring-Board tine is a strong 10 x 80 mm spring tine, standard mounted with 8 x 150 mm point. The Spring-Board has hydr. adjustment of the working depth / aggressiveness, which can be adjusted during operation.



A scale on the right section lets the driver see the work depth of the Spring-Board.

Spring-Board Afterharrow



The Spring-Board after-harrow is mounted behind the harrow section ensuring an effective levelling of the harrow tine tracks and a light consolidation. The vibrating tines break the last clods efficiently. The Spring-Board afterharrow can be mounted together with the long-finger afterharrow.



The Spring-Board afterharrow is connected to the front levelling bar and is hydraulically adjusted. The front and rear bars are independently adjustable by the connecting bar.

Flat Bar Roller



A flat bar roller Ø400 mm mounted with the longfinger harrow in front leaves a pulverized and light consolidated surface. With its construction of 8 x 40 mm flat steel, this type of roller ensures a perfect soil structure.



The longfinger afterharrow is mounted on the roller support arms, the angle and working depth of the tines is adjustable in relation to the roller.

Longfinger Afterharrow



The solid longfinger afterharrow mounted with strong 12 mm back bended tines never leaves anything in bulks and it erases the harrow tine tracks effectively.

Both the pressure and the working angle is easily adjustable on the afterharrow to suit the individual soil conditions.