

# MULTI-SEEDER



Twin 2 x 100  
593x926(1.180)mm  
H=935 (1.075) mm



200-8-EL  
650x650(770)mm  
H=980 mm



410-8-HY  
800x1,200 mm  
H=1,030 (1,180) mm



660-8-HY-FZ-AC  
900x1,400 mm  
H=1,170 (1,320) mm



1150-8-HY-FZ-AC  
1,014x1,640 mm  
H= 1,530 mm

- For the mounting of a Multi-Seeder, we offer complete mounting sets for the following machines: Tip-Roller, Tip-Roller XL, Grass-Roller, Grass-Roller Compact, King-Roller, Disc-Roller Classic, Disc-Roller Contour, Disc-Roller XL Contour, Combi-Disc, Triple-Tiller, Triple-Tiller Airy, Penta-Tiller, Sub-Tiller, Stealth, Weeder, Weeder HD and Top-Strigle.
- Very simple and quick test turning of the seeder with precise infinitely variable seed dosing
- Can be used for many different products – grass-seed, rape, clover, fertilizer, poison etc.

## MACHINES

| Work Width, m | Description          | No. of Spreading Plates | Controls / Terminal | Dosage          | Fan Drive        | Seed Hopper Volume, L | Weight, kg | Item Number |         |
|---------------|----------------------|-------------------------|---------------------|-----------------|------------------|-----------------------|------------|-------------|---------|
| Up to 6.30    | 200-8-EL-EC          | 3 <sup>*</sup>          | 8                   | Ind. speed dos. | El (fixed speed) | 200                   | 85         | 0538620     |         |
| Up to 6.30    | 200-8-EL             | 3 <sup>*</sup>          | 8                   |                 | Seed wheel       | Electric              | 200        | 85          | 0538600 |
| Up to 6.30    | 200-8-EL-AC          | 3 <sup>*</sup>          | 8                   | AC-Plus         | GPS Patch        | Electric              | 200        | 73          | 0538610 |
| Up to 6.30    | 200-8-HY             | 1 <sup>1/2</sup> *      | 8                   | -               | Seed wheel       | Hydraulic             | 200        | 92          | 0538604 |
| Up to 6.30    | 200-8-HY-AC          | 1 <sup>1/2</sup> *      | 8                   | AC-Lite         | GPS Patch        | Hydraulic             | 200        | 80          | 0538615 |
| Up to 6.30    | 410-8-EL             | 3 <sup>*</sup>          | 8                   |                 | Seed wheel       | Electric              | 410        | 149         | 0538690 |
| Up to 6.30    | 410-8-EL-AC          | 3 <sup>*</sup>          | 8                   | AC-Plus         | GPS Patch        | Electric              | 410        | 137         | 0538693 |
| Up to 6.30    | 410-8-HY             | 1 <sup>1/2</sup> *      | 8                   | -               | Seed wheel       | Hydraulic             | 410        | 156         | 0538700 |
| Up to 6.30    | 410-8-HY-AC          | 1 <sup>1/2</sup> *      | 8                   | AC-Lite         | GPS Patch        | Hydraulic             | 410        | 144         | 0538710 |
| Up to 6.30    | 660-8-HY-FZ          | 1 <sup>1/2</sup> *      | 8                   | -               | Seed wheel       | Hydraulic             | 660        | 166         | 0538560 |
| Up to 6.30    | 660-8-HY-FZ-AC       | 1 <sup>1/2</sup> *      | 8                   | AC-Lite         | GPS Patch        | Hydraulic             | 660        | 154         | 0538565 |
| Up to 6.30    | 1150-8-HY-FZ         | 1 <sup>1/2</sup> *      | 8                   | -               | Seed wheel       | Hydraulic             | 1150       | 222         | 0538575 |
| Up to 6.30    | 1150-8-HY-FZ-AC      | 1 <sup>1/2</sup> *      | 8                   | AC-Lite         | GPS Patch        | Hydraulic             | 1150       | 210         | 0538574 |
| Up to 6.30    | TWIN 2x100-8-HY-AC   | 1 <sup>1/2</sup> *      | 2 x 8               | Artemis         | GPS Patch        | Hydraulic             | 2x100      | 200         | 0538720 |
| Up to 9.00    | 420-12-HY            | 1 <sup>1/2</sup> *      | 12                  | -               | Seed wheel       | Hydraulic             | 420        | 164         | 0538750 |
| Up to 9.00    | 420-12-HY-AC         | 1 <sup>1/2</sup> *      | 12                  | AC-Lite         | GPS Patch        | Hydraulic             | 420        | 152         | 0538752 |
| Up to 9.00    | 660-12 HY-AC         | 1 <sup>1/2</sup> *      | 12                  | AC-Lite         | GPS Patch        | Hydraulic             | 660        | 174         | 0538865 |
| Up to 9.00    | TWIN 90/140-12-HY-AC | 1 <sup>1/2</sup> *      | 2x12                | Artemis         | GPS Patch        | Hydraulic             | 90/140     | 240         | 0538730 |
| Up to 12.00   | 200-16-HY-EC         | 1 <sup>1/2</sup> *      | 16                  | Ind. speed dos. | El (fixed speed) | Hydraulic             | 200        | 90          | 0538622 |
| Up to 12.00   | 200-16-HY            | 1 <sup>1/2</sup> *      | 16                  | -               | Seed wheel       | Hydraulic             | 200        | 98          | 0538602 |
| Up to 12.00   | 200-16-HY-AC         | 1 <sup>1/2</sup> *      | 16                  | AC-Lite         | GPS Patch        | Hydraulic             | 200        | 86          | 0538616 |
| Up to 12.00   | 410-16-HY            | 1 <sup>1/2</sup> *      | 16                  | -               | Seed wheel       | Hydraulic             | 410        | 160         | 0538800 |
| Up to 12.00   | 410-16-HY-AC         | 1 <sup>1/2</sup> *      | 16                  | AC-Lite         | GPS Patch        | Hydraulic             | 410        | 148         | 0538810 |
| Up to 12.00   | 660-16-HY            | 1 <sup>1/2</sup> *      | 16                  | -               | Seed wheel       | Hydraulic             | 660        | 166         | 0538830 |
| Up to 12.00   | 660-16-HY-AC         | 1 <sup>1/2</sup> *      | 16                  | AC-Lite         | GPS Patch        | Hydraulic             | 660        | 154         | 0538850 |

<sup>1</sup>Requires 1 single-acting oil outlet + return to the sump without pressure. 10-17 L/min. <sup>2</sup>Maximum oil quantity 40 L/min + free return with max. 1 bar counter pressure.  
<sup>3</sup>Requires 12v, 30 Amp. Connector included.

## STANDARD EQUIPMENT

- With two Multi-Seeders (AC models), an Artemis terminal can be delivered as standard
- Machines with 16 spreading plates are delivered with 8 distributors for 8 outlets.
- 2 different dosing-rolls ( does not apply for the Sub-Tiller)
- 1.8 m long driving cable and complete land wheel with bracket (not AC/EC).
- Double spreading plates for precise placement and distribution 8/12/16 pcs.
- Seed hose at delivery without a mounting set, 25m for 8 and 12 outlets and 50m for 16 spreading plates.
- Tray for test turning of the machine.
- Inspection window in the seed hopper.
- Emptying device with hose
- **Especially for fertilizers**  
**FZ-models:**
  - Special model for fertilizer
  - Sieve in the fertilizer hopper
  - Dosage unit in stainless steel

# STANDARD EQUIPMENT

## EC-models - Electric dosage



- Elec. driven dosing w/variable rate adjustm. from cable
- Independent speed dosage (requires fixed work. speed)
- Standard w/Electro-Controller
- With on/off magnetic switch

### EC-EL mounting parts

- 5m power cable f/tractor mounting incl. socket f/mounting directly to tractor battery w/on/off switch in the cabin.
- 10 m power cable incl. socket mounted on the machine.

## AC-Lite - Hydraulic fan



- Electric motor seed roller drive
- GPS Patch (implement mounted) for forward speed control.
- Computer: Setting and adjusting of seed rate, low hopper level alarm, part- and total Ha, auto test turning, prestart, monitor of fan operations.
- Finger switch / top-link switch for start and stop of seeding.
- Manual switch in cabin for on/off of seeding.
- Tachometer for hydr. fan and 6m wire between tractor socket and Multi-Seeder.

### AC-Lite mounting parts

- 6 m hydr. hoses w/quick couplings for return to sump without pressure.
- Manometer mounted on the fan motor for adjustment of the revolutions.
- 6 m. cable from controller to Multi-Seeder.
- 6 m. power wire between tractor socket and Multi-Seeder.

## AC-Plus - Electric fan



- Electric motor seed roller drive.
- GPS Patch (implement mounted) for forward speed control.
- Computer: Setting and adjusting of seed rate, low hopper level alarm, Part- and total Ha, auto test turning, prestart, monitor of fan operations.
- Finger switch / top-link switch for start and stop of seeding.
- Manual switch in cabin for on/off of seeding and electrical fan.

### AC-Plus mounting parts

- Power supply: 5m cable set for tractor mounting incl. socket for mounting directly on the battery + 6m cable between tractor socket and Multi-Seeder.
- 6 m monitor cord to Multi-Seeder.

## Artemis - for TWIN and for mounting 2-3 Multi-Seeders





### Seed hoppers are controlled and adjusted individually

- Electric motor seed roller drive
- GPS Patch (implement mounted) for forward speed control.
- Computer: Setting and adjusting of seed rate, low hopper level alarm, part- and total Ha, auto test turning, prestart, monitor of fan operations.
- Finger switch / top-link switch for start and stop of seeding.
- Manual switch in cabin for on/off of seeding.
- Tachometer for hydr. fan and 6m wire between tractor socket and Multi-Seeder.

### Artemis mounting parts

- 6 m hydr. hoses w/quick couplings for return to sump without pressure.
- Manometer mounted on the fan motor for adjustment of the revolutions.
- 6 m. cable from controller to Multi-Seeder.
- 6 m. power wire between tractor socket and Multi-Seeder.



## EXTRA EQUIPMENT



Multi-Seeder Twin  
2x100-8-HY-AC  
593 x 926 (1,180) mm  
H=935 (1,075) mm



Multi-Seeder Twin  
90/140-12-HY-AC  
668 x 800 (1,180) mm  
H=900 (1,076) mm

| Description  | Item Number |
|--|-------------|
| Fan hydr. - Kit for conversion of EL-fan   | 0539176     |
| When 2 Multi-Seeders with hydraulic fan are factory-mounted, only 1 hydraulic fan with increased capacity is used. | 0539113     |
| Air distributor with 2 outlets f/ 76 mm hose f/hydr. fan   | 0539123     |
| 1.50 m driving cable   | 0539060     |
| 1.80 m driving cable (standard)  | 1* 0539061  |
| 2.10 m driving cable   | 0539062     |
| 2.50 m driving cable   | 0539063     |
| 2.75 m driving cable   | 0539064     |
| 3.00 m driving cable   | 0539065     |
| 3.25 m driving cable   | 0539101     |
| 3.50 m driving cable   | 0539102     |
| 3.75 m driving cable   | 0539117     |
| Seed hose (besides standard) (Price per m)   | 0539055     |
| Extra dosing roller according to specification   | -           |
| Extra spreading plate, double (Price per unit)   | 0539056A    |
| Distributor unit with 2 outlets for 26 mm hose   | 0539097     |
| Distributor unit with 3 outlets for 26 mm hose   | 0539108     |
| Straw filter for electric fan (EL-models)  | 0539106     |
| Straw filter for fan used with 2 separate or 3 Multi-Seeders   | 0539900     |
| Straw filter for hydraulic fan (HY-models)   | 0539262     |
| Tachometer with 9 m cable for hydraulic fan  | 0539103     |
| Extra cable for fan, tractor part with socket and on/off switch  | 0539100A    |
| Extra cable for fan, tractor part for AC-PLUS  | 0520476     |
| Tarpaulin for 200 l seed hopper  | 0539138     |
| Tarpaulin for 410 l seed hopper  | 0539139     |
| Tarpaulin for 420 l seed hopper  | 0539970     |
| Tarpaulin for 660 l seed hopper  | 0539140     |
| Tarpaulin for 1,150 l seed hopper  | 0539960     |
| Tarpaulin for TWIN 2x100 and 90/140 l seed hopper  | 0539950     |
| 4m monitor extension cord for Auto-Controller, PLUS and LITE   | 0520466     |
| 6m monitor extension cord for Auto-Controller, PLUS and LITE   | 0520467     |
| 10m monitor extension cord for Auto-Controller, PLUS and LITE  | 0520468     |
| 4m power supply extension cord for Auto-Controller, PLUS   | 0520469     |
| 6m power supply extension cord for Auto-Controller, PLUS   | 0520470     |

\*In case of another length of driving cable than the standard 1.8 m, the price will be corrected in relation to standard price.

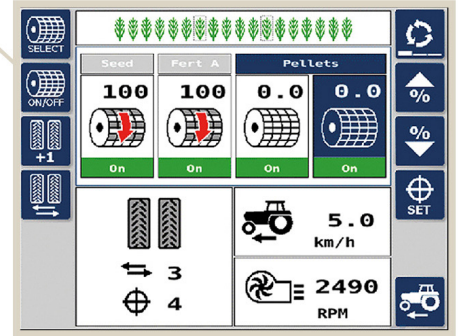


Tarpaulin for Multi-Seeder

## EXTRA EQUIPMENT (CONTINUED)



HE-VA terminal for Multi-Seeder Twin and for mounting 2-3 Multi-Seeders



Example: HE-VA ISOBUS interface shown on Topgun terminal

### ISOBUS <sup>1\*</sup> ADDITIONAL PRICE FOR ISOBUS CONTROLLER (AC-MODELS) GPS / SPEED SIGNAL IS RETRIEVED FROM THE TRACTOR DELIVERED WITHOUT TERMINAL

| Description  | Item Number |
|--|-------------|
| ISOBUS controller for 1. Multi-Seeder                        | 0520365     |
| ISOBUS controller for 2 Multi-Seeders or 1 Multi-Seeder Twin | 0520368     |
| ISOBUS controller for 3 Multi-Seeders                        | 0520370     |
| Separate terminal for ISOBUS system on HE-VA Multi-Seeder    | 0520372     |

<sup>1\*</sup>Cannot be retro mounted on Single Multi-Seeder, only on system with Artemis Terminal



### DOSING ROLLS

Our selection of dosing rolls contains a total of 6 pieces, of which 2 are part of the standard equipment for Multi-Seeder and the remaining 4 can be ordered as optional equipment. Below is a selection of our different rollers. Please ask for more information.

| Description             | 8 Outlets     | Item Number | 12 Outlets     | Item Number |
|-------------------------|---------------|-------------|----------------|-------------|
| Grain / fertilizer roll | 8R2B          | 0539045     | 12R2B          | 0539291     |
| Rough roll              | 8R3S          | 0539041     | 12R3S          | 0539205     |
| Medium roll             | 8R1S          | 0539040     | 12R1S          | 0539425     |
| Fine roll               | 8R1R          | 0539039     | 12R1R          | 0539410     |
| Large hollow roll       | 8R1L-24-7-2,8 | 0539038C    | 12R1L-24-7-2,8 | 0539272     |
| Small hollow roll       | 8R1L-32-4-2   | 0539038     | 12R1L-32-4-2   | 0539421     |

<sup>1\*</sup>Standard - supplied