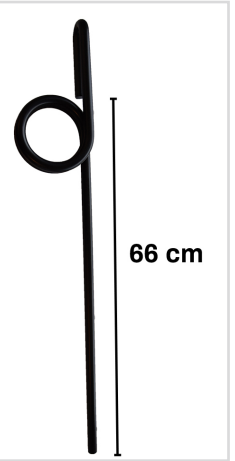


# TOP-STRIGLE (STRAW)



6.00 m Top-Strigle with 5 rows and 16 mm tines



- Hydraulic adjustment of working angle is standard.
- The angle between the rows is mechanically adjusted via spindles (not for 5-row models).
- Depth wheel placed at the rear of the Top-Strigle (not on 5-row models)
- 16 mm long finger tines for efficient levelling of straw residues.

## MACHINES

### FRONT MOUNTED TOP-STRIGLE STRAW WITH 16 MM TINES

Work Width, m	Type	No. of Rows	No. of Tines	Transport Width, mm	Height in Transport Position, mm	Power Req., HP	Weight, kg	Item Number	
3.00	Rigid, 1-sect.	2-row	1*	24	3,050	1,500	85-105	400	67512-05
4.00	Rigid, 1-sect.	2-row	1 <sup>1/3</sup> *	32	4,050	1,500	100-125	460	67512-10
4.00	Hydr., 2-sect.	2-row	2*	32	1,650	2,100	100-125	710	67512-15
5.00	Hydr., 2-sect.	2-row	2*	40	1,650	2,600	120-150	840	67512-20
6.00	Hydr., 2-sect.	2-row	2*	48	1,650	3,100	130-170	960	67512-25
7.00	Hydr., 2-sect.	2-row	2*	56	1,650	3,600	140-180	1,100	67512-27
8.00	Hydr., 2-sect.	2-row	2*	64	1,650	3,600	160-200	1,240	67512-30
3.00	Rigid, 1-sect.	4-row	1*	36	3,050	1,500	95-115	850	67517-05
4.00	Rigid, 1-sect.	4-row	1 <sup>1/3</sup> *	48	4,050	1,500	110-135	1,050	67517-10
4.00	Hydr., 2-sect.	4-row	2*	48	1,650	2,100	110-135	1,480	67517-15
5.00	Hydr., 2-sect.	4-row	2*	60	1,650	2,600	130-155	1,660	67517-20
6.00	Hydr., 2-sect.	4-row	2*	72	1,650	3,100	155-180	1,850	67517-25
7.00	Hydr., 2-sect.	4-row	2*	84	1,650	3,600	160-200	2,050	67517-27
8.00	Hydr., 2-sect.	4-row	2*	96	1,650	3,600	180-210	2,280	67517-30

<sup>1</sup>Requires 1 double-acting oil outlet.

<sup>2</sup>Requires 2 double-acting oil outlets.

<sup>3</sup>Can manually be changed to 3.00 m transport width.

### REAR MOUNTED TOP-STRIGLE STRAW WITH 16 MM TINES

Work Width, m	Type	No. of Rows	No. of Tines	Transport Width, mm	Height in Transport Position, mm	Power Req., HP	Weight, kg	Item Number	
3.00	Rigid, 1-sect.	2-row	1*	24	3,050	1,500	85-105	400	67522-05
4.00	Rigid, 1-sect.	2-row	1 <sup>1/3</sup> *	32	4,050	1,500	100-125	460	67522-10
4.00	Hydr., 2-sect.	2-row	2*	32	1,650	2,100	100-125	710	67522-15
5.00	Hydr., 2-sect.	2-row	2*	40	1,650	2,600	120-150	840	67522-20
6.00	Hydr., 2-sect.	2-row	2*	48	1,650	3,100	130-170	960	67522-25
7.00	Hydr., 2-sect.	2-row	2*	56	1,650	3,600	140-180	1,100	67522-27
8.00	Hydr., 2-sect.	2-row	2*	64	1,650	3,600	160-200	1,240	67522-30
3.00	Rigid, 1-sect.	4-row	1*	36	3,050	1,500	95-115	850	67526-05
4.00	Rigid, 1-sect.	4-row	1 <sup>1/3</sup> *	48	4,050	1,500	110-135	1,050	67526-10
4.00	Hydr., 2-sect.	4-row	2*	48	1,650	2,100	110-135	1,480	67526-15
5.00	Hydr., 2-sect.	4-row	2*	60	1,650	2,600	130-155	1,660	67526-20
6.00	Hydr., 2-sect.	4-row	2*	72	1,650	3,100	155-180	1,850	67526-25
7.00	Hydr., 2-sect.	4-row	2*	84	1,650	3,600	160-200	2,050	67526-27
8.00	Hydr., 2-sect.	4-row	2*	96	1,650	3,600	180-210	2,280	67526-30
8.00	Hydr., 3-sect.	4-row	2*	96	3,000	2,770	180-210	-	67526-31
9.00	Hydr., 3-sect.	4-row	2*	104	3,000	3,750	190-240	3,000	67526-32
10.00	Hydr., 3-sect.	4-row	2*	120	3,000	3,750	200-260	3,200	67526-34
3.00	Rigid, 1-sect.	5-row	1*	36	3,050	1,500	95-115	930	67518-05
4.00	Rigid, 1-sect.	5-row	1 <sup>1/3</sup> *	48	4,050	1,500	110-135	1,170	67518-10
4.00	Hydr., 2-sect.	5-row	2*	48	1,650	2,100	110-135	1,590	67518-15
5.00	Hydr., 2-sect.	5-row	2*	60	1,650	2,600	130-155	1,780	67518-20
6.00	Hydr., 2-sect.	5-row	2*	74	1,650	3,100	155-180	1,950	67518-25
7.00	Hydr., 2-sect.	5-row	2*	86	1,650	3,600	160-200	2,150	67518-27
8.00	Hydr., 2-sect.	5-row	2*	96	1,650	3,600	175-225	2,390	67518-30
8.00	Hydr., 3-sect.	5-row	2*	96	3,000	2,770	175-225	-	67518-31
9.00	Hydr., 3-sect.	5-row	2*	108	3,000	3,750	200-250	-	67518-32
10.00	Hydr., 3-sect.	5-row	2*	120	3,000	3,750	200-275	-	67518-34

<sup>1</sup>Requires 1 double-acting oil outlet.

<sup>2</sup>Requires 2 double-acting oil outlets.

<sup>3</sup>Can manually be changed to 3.00 m transport width.

## STANDARD EQUIPMENT

- **Wheel:**
  - 2- and 4-row 3,00 - 8,00 m models: 2 x 200/60x14.5
  - 4-row 9.00 and 10.00 m models: 4 x 200/60x14.5
  - 5-row models are delivered without wheels, with the possibility of retro mounting
- **Row spacing:**
  - 2-row 16 mm tines: 12.5 cm
  - 4-row 16 mm tines: 8.3 cm
  - 5-row 16 mm tines: 8.3 cm
- **Bar spacing:**
  - 2-row: 400 mm
  - 4-row: 300 mm
  - 5-row: 500 mm

## EXTRA EQUIPMENT

Work Width, m	Description	Weight, kg	Item Number
3.00 - 10.00	Set of reflective warning boards (2 pieces)	-	67055-74
3.00 - 8.00	LED lights with wire and socket for models for rear mounting, 2-4 rows	-	64509-01
3.00 - 8.00	LED lights with wire and socket, for models for front mounting, 2-4 rows	-	63040-01
3.00 - 8.00	LED lights with wire and socket for 5-row models up to 8.00 m	-	67530-01
9.00 - 10.00	LED lights with wire and socket for 5-row models from 9.00 m	-	67530-02
-	Deduction for supply with spindle adjustment of working angle	-	67515-04
-	Set of front mounted support wheels on 5-row models (cannot be mounted in combination with Turbo-Disc)	-	67518-40
3.00 - 4.00	Double three-point linkage: The Top-Strigle can be both front and rear mounted on the tractor. Rigid models. (not for 5-row models)	-	67515-00
4.00 - 8.00	Double three-point linkage: The Top-Strigle can be both front and rear mounted on the tractor. Hydr. models. (not for 5-row models)	-	67515-05

### MOUNTING SET FOR MULTI-SEEDER INCL. STEPS AND WALKWAY - MAX. 300 KG LOAD IN FINE SEED HOPPER.

Work Width, m	Model	Type	Item Number 8 Outlets	Item Number 12 Outlets	Item Number 16 Outlets
3.00	Rigid	without Auto-Controller / EC	67515-10	-	-
3.00	Rigid	with Auto-Controller / EC	67515-11	-	-
4.00	Rigid	without Auto-Controller / EC	67515-12	-	-
4.00	Rigid	with Auto-Controller / EC	67515-13	-	-
4.00	Hydraulic	without Auto-Controller / EC	67515-14	-	-
4.00	Hydraulic	with Auto-Controller / EC	67515-15	-	-
5.00	Hydraulic	without Auto-Controller / EC	67515-16	67515-28	67515-18
5.00	Hydraulic	with Auto-Controller / EC	67515-17	67515-29	67515-19
6.00	Hydraulic	without Auto-Controller / EC	67515-20	67515-30	67515-22
6.00	Hydraulic	with Auto-Controller / EC	67515-21	67515-31	67515-23
7.00	Hydraulic	without Auto-Controller / EC	-	67515-32	67515-24
7.00	Hydraulic	with Auto-Controller / EC	-	67515-33	67515-25
8.00	Hydraulic	without Auto-Controller / EC	-	67515-34	67515-26
8.00	Hydraulic	with Auto-Controller / EC	-	67515-35	67515-27
9.00	Hydraulic	without Auto-Controller / EC	-	67515-36	67515-40
9.00	Hydraulic	with Auto-Controller / EC	-	67515-37	67515-41
10.00	Hydraulic	without Auto-Controller / EC	-	-	67515-38
10.00	Hydraulic	with Auto-Controller / EC	-	-	67515-39


### TURBO-DISCS

Work Width, m	Type	Description	Transport Width, m	Weight, kg	Item Number
3.00	Rigid	Turbo-Disc, Ø450 mm for 5-row Top-Strigle. <sup>1*</sup>	-	420	67411-01
4.00	Rigid	Turbo-Disc, Ø450 mm for 5-row Top-Strigle. <sup>1*</sup>	-	520	67411-02
4.00	Hydr.	Turbo-Disc, Ø450 mm for 5-row Top-Strigle. <sup>1*</sup>	2,500	530	67411-03
5.00	Hydr.	Turbo-Disc, Ø450 mm for 5-row Top-Strigle. <sup>1*</sup>	2,500	680	67411-04
6.00	Hydr.	Turbo-Disc, Ø450 mm for 5-row Top-Strigle. <sup>1*</sup>	2,500	840	67411-05
7.00	Hydr.	Turbo-Disc, Ø450 mm for 5-row Top-Strigle. <sup>1*</sup>	2,500	940	67411-06
8.00	Hydr.	Turbo-Disc, Ø450 mm for 5-row Top-Strigle. <sup>1*</sup>	2,500	1,044	67411-07
8.00	Hydr.	Turbo-Disc, Ø450 mm for 5-row Top-Strigle. <sup>1*</sup>	3,850	1,044	67411-10
9.00	Hydr.	Turbo-Disc, Ø450 mm for 5-row Top-Strigle. <sup>1*</sup>	3,850	1,260	67411-08



<sup>1\*</sup>Height adjustable via spindles

# TOP-STRIGLE (GRASS)



- Hydraulic adjustment of working angle is standard.
- The angle between the rows is mechanically adjusted via spindles
- Depth wheel placed at the rear of the Top-Strigle
- 12 mm long finger tines for aerating grasslands.

## MACHINES

### FRONT MOUNTED TOP-STRIGLE GRASS WITH 12 MM TINES

Work Width, m	Type	No. of Rows	No. of Tines	Transport Width, mm	Height in Transport Position, mm	Power Req., HP	Weight, kg	Item Number
3.00	Rigid, 1-sect.	2-row 1*	33	3,050	1,500	75-100	340	67511-05
4.00	Rigid, 1-sect.	2-row 1 <sup>1/3</sup> *	44	4,050	1,500	90-115	400	67511-10
4.00	Hydr., 2-sect.	2-row 2*	44	1,650	2,100	90-115	650	67511-15
5.00	Hydr., 2-sect.	2-row 2*	55	1,650	2,600	105-130	750	67511-20
6.00	Hydr., 2-sect.	2-row 2*	66	1,650	3,100	120-150	860	67511-25
7.00	Hydr., 2-sect.	2-row 2*	78	1,650	3,600	140-175	990	67511-27
8.00	Hydr., 2-sect.	2-row 2*	88	1,650	3,600	150-190	1,120	67511-30
3.00	Rigid, 1-sect.	4-row 1*	50	3,050	1,500	85-110	790	67514-05
4.00	Rigid, 1-sect.	4-row 1 <sup>1/3</sup> *	66	4,050	1,500	100-125	950	67514-10
4.00	Hydr., 2-sect.	4-row 2*	66	1,650	2,100	100-125	1,370	67514-15
5.00	Hydr., 2-sect.	4-row 2*	82	1,650	2,600	120-145	1,570	67514-20
6.00	Hydr., 2-sect.	4-row 2*	102	1,650	3,100	140-170	1,750	67514-25
7.00	Hydr., 2-sect.	4-row 2*	116	1,650	3,600	150-190	1,950	67514-27
8.00	Hydr., 2-sect.	4-row 2*	132	1,650	3,600	160-210	2,180	67514-30

<sup>1</sup>Requires 1 double-acting oil outlet.

<sup>2</sup>Requires 2 double-acting oil outlets.

<sup>3</sup>Can manually be changed to 3.00 m transport width.

### REAR MOUNTED TOP-STRIGLE GRASS WITH 12 MM TINES

Work Width, m	Type	No. of Rows	No. of Tines	Transport Width, mm	Height in Transport Position, mm	Power Req., HP	Weight, kg	Item Number
3.00	Rigid, 1-sect.	2-row 1*	33	3,050	1,500	75-100	340	67520-05
4.00	Rigid, 1-sect.	2-row 1 <sup>1/3</sup> *	44	4,050	1,500	90-115	400	67520-10
4.00	Hydr., 2-sect.	2-row 2*	44	1,650	2,100	90-115	650	67520-15
5.00	Hydr., 2-sect.	2-row 2*	55	1,650	2,600	105-130	750	67520-20
6.00	Hydr., 2-sect.	2-row 2*	66	1,650	3,100	120-150	860	67520-25
7.00	Hydr., 2-sect.	2-row 2*	78	1,650	3,600	140-175	990	67520-27
8.00	Hydr., 2-sect.	2-row 2*	88	1,650	3,600	150-190	1,120	67520-30
3.00	Rigid, 1-sect.	4-row 1*	50	3,050	1,500	85-110	790	67524-05
4.00	Rigid, 1-sect.	4-row 1 <sup>1/3</sup> *	66	4,050	1,500	100-125	950	67524-10
4.00	Hydr., 2-sect.	4-row 2*	66	1,650	2,100	100-125	1,370	67524-15
5.00	Hydr., 2-sect.	4-row 2*	82	1,650	2,600	120-145	1,570	67524-20
6.00	Hydr., 2-sect.	4-row 2*	102	1,650	3,100	140-170	1,750	67524-25
7.00	Hydr., 2-sect.	4-row 2*	116	1,650	3,600	150-190	1,950	67524-27
8.00	Hydr., 2-sect.	4-row 2*	132	1,650	3,600	160-210	2,180	67524-30
8.00	Hydr., 3-sect.	4-row 2*	132	3,000	2,770	160-210	-	67524-31
9.00	Hydr., 3-sect.	4-row 2*	150	3,000	3,750	175-225	2,900	67524-32
10.00	Hydr., 3-sect.	4-row 2*	167	3,000	3,750	180-250	3,100	67524-34

<sup>1</sup>Requires 1 double-acting oil outlet.

<sup>2</sup>Requires 2 double-acting oil outlets.

<sup>3</sup>Can manually be changed to 3.00 m transport width.

## STANDARD EQUIPMENT

- Wheels:
  - 2- and 4-row 3,00 - 8,00 m models: 2 x 200/60x14.5
  - 9,00 and 10,00 m models: 4 x 200/60x14.5
- Row spacing:
  - 2-row 12 mm tines: 9.0 cm
  - 4-row 12 mm tines: 6.0 cm
- Bar spacing:
  - 2-row: 400 mm
  - 4-row: 300 mm

## EXTRA EQUIPMENT

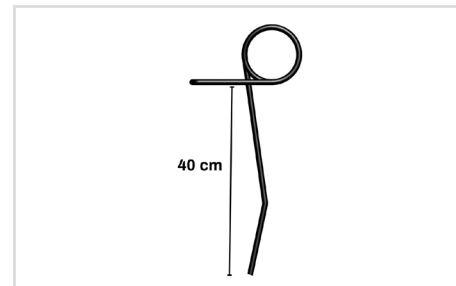
Work Width, m	Description	Weight, kg	Item Number
3.00 - 10.00	Set of reflective warning boards (2 pieces)	-	67055-74
3.00 - 8.00	LED lights with wire and socket for models for rear mounting, 2-4 rows	-	64509-01
3.00 - 8.00	LED lights with wire and socket, for models for front mounting , 2-4 rows	-	63040-01
3.00 - 8.00	LED lights with wire and socket for 5-row models up to 8.00 m	-	67530-01
9.00 - 10.00	LED lights with wire and socket for 5-row models from 9.00 m	-	67530-02
3.00	Levelling bar with spindle height adjustment (not for 5-row models)	100	67513-05
4.00	Levelling bar with spindle height adjustment (not for 5-row models)	115	67513-10
5.00	Levelling bar with spindle height adjustment (not for 5-row models)	130	67513-20
6.00	Levelling bar with spindle height adjustment (not for 5-row models)	190	67513-25
7.00	Levelling bar with spindle height adjustment (not for 5-row models)	205	67513-27
8.00	Levelling bar with spindle height adjustment (not for 5-row models)	220	67513-30
9.00	Levelling bar with spindle height adjustment (not for 5-row models)	-	67513-35
10.00	Levelling bar with spindle height adjustment (not for 5-row models)	-	67513-40
3.00	Spring-Board	-	67513-06
4.00	Spring-Board	-	67513-11
5.00	Spring-Board	-	67513-21
6.00	Spring-Board	-	67513-26
7.00	Spring-Board	-	67513-28
8.00	Spring-Board	-	67513-31
9.00	Spring-Board	-	67513-36
10.00	Spring-Board	-	67513-41
3.00 - 4.00	Double three-point linkage: The Top-Strigle can be both front and rear mounted on the tractor. Rigid models. (not for 5-row models)	-	67515-00
4.00 - 8.00	Double three-point linkage: The Top-Strigle can be both front and rear mounted on the tractor. Hydr. models. (not for 5-row models)	-	67515-05
-	Longfinger tine Ø12x100 mm, aggressive (Additional price per meter)	-	67513-00



Levelling bar with spindle height adjustment



Spring-Board



Longfinger tine Ø12x100 mm, aggressive

### MOUNTING SET FOR MULTI-SEEDER INCL. STEPS AND WALKWAY - MAX. 300 KG LOAD IN FINE SEED HOPPER.

Work Width, m	Model	Type	Item Number 8 Outlets	Item Number 12 Outlets	Item Number 16 Outlets
3.00	Rigid	without Auto-Controller / EC	67515-10	-	-
3.00	Rigid	with Auto-Controller / EC	67515-11	-	-
4.00	Rigid	without Auto-Controller / EC	67515-12	-	-
4.00	Rigid	with Auto-Controller / EC	67515-13	-	-
4.00	Hydraulic	without Auto-Controller / EC	67515-14	-	-
4.00	Hydraulic	with Auto-Controller / EC	67515-15	-	-
5.00	Hydraulic	without Auto-Controller / EC	67515-16	67515-28	67515-18
5.00	Hydraulic	with Auto-Controller / EC	67515-17	67515-29	67515-19
6.00	Hydraulic	without Auto-Controller / EC	67515-20	67515-30	67515-22
6.00	Hydraulic	with Auto-Controller / EC	67515-21	67515-31	67515-23
7.00	Hydraulic	without Auto-Controller / EC	-	67515-32	67515-24
7.00	Hydraulic	with Auto-Controller / EC	-	67515-33	67515-25
8.00	Hydraulic	without Auto-Controller / EC	-	67515-34	67515-26
8.00	Hydraulic	with Auto-Controller / EC	-	67515-35	67515-27
9.00	Hydraulic	without Auto-Controller / EC	-	67515-36	67515-40
9.00	Hydraulic	with Auto-Controller / EC	-	67515-37	67515-41
10.00	Hydraulic	without Auto-Controller / EC	-	-	67515-38
10.00	Hydraulic	with Auto-Controller / EC	-	-	67515-39