



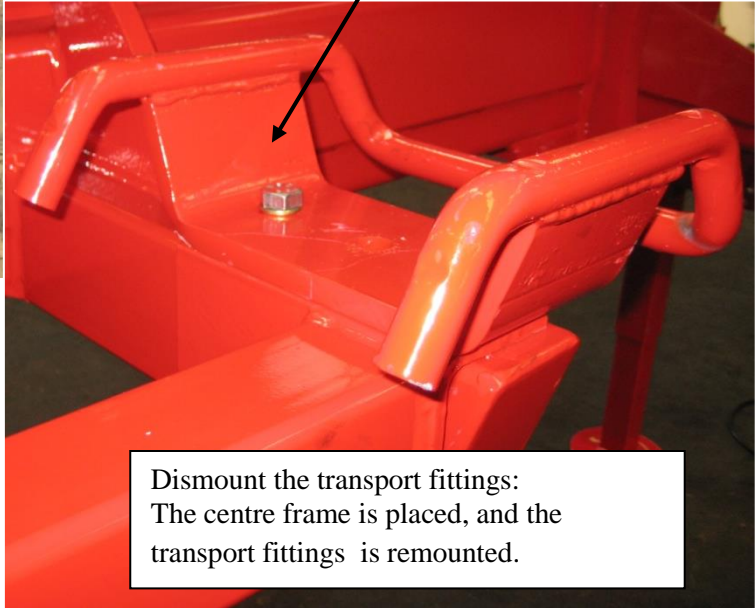
Operating Instructions
Spring-Board retro mounting
On Tip-Roller




N. A. Christensensvej 34
DK-7900 Nykøbing Mors
Tlf: +45 9772 4288
Fax:+45 9772 2112

www.he-va.com


Mounting of Spring-Board on centre section



Dismount the transport fittings:
The centre frame is placed, and the
transport fittings is remounted.




Shim:
The shim is placed before the fixing of the
u-bolt.




Hydraulics for lifting.


Mounting of Spring-Board on wing sections






Mounting of hydraulic hoses.






Guiding and fastening of hydraulic hoses with pipe-supports.



Fixing of horn and u-bolt.



Use of pipe-supports.



NOTES:



The design is subject to modification without notice.