

GRASS-ROLLER



2.90 m three-point mounted Grass-Roller with Star rings and equipment package 4.



6.30 m Grass-Roller Ø710 mm with package 3 and Multi-Seeder.

- HE-VA SAT-System: Hydraulic weight transfer system.
- Compact and low construction – ensures safe and stable transport with quick transfer between transport and working position.
- Centre-suspended wing sections ensure a flexible roller which follows the contours of the field.
- 710 mm / 610 mm Plain Roller, which can be filled with water, 620 mm/24" Cambridge ring or 550/600 mm Star ring.
- Material thickness: 710 mm Plain Roller: 11 mm, 610 mm Plain Roller: 10 mm.
- Lubrication in all movable links and bearings.
- On 710 mm Plain Roller, curve for with gables are used and on 610 mm Plain Roller bevelled gables are used, minimizing the tearing up of grass when turning.
- Three-point linkage with category 2 pins and category 2 distance.

MACHINES

Work Width, m	Roller / Ring Type	No. of Rings	No. of Spokes	Power Req., HP	Transport Width, m	Weight excl. Equipment and Water, kg	Weight excl. Equipment, incl. Water, kg	Item Number
THREE-POINT MOUNTED MODELS								
2.90	710 mm Plain Roller	-	-	80-120	3.00	1,015	1,995	63021-71
2.90	620 mm/24" Cambridge	54	10	80-120	3.00	1,510	-	63021-62
2.90	450/500 Star ring	• 50	-	80-120	3.00	1,050	-	63021-56
2.90	550/600 mm Star ring	• 50	-	80-120	3.00	1,440	-	63021-57
TRAILED MODELS								
2.90	710 mm Plain Roller	^{1*} -	-	50-70	3.00	1,515	2,475	63026-71
2.90	620 mm/24" Cambridge	^{1*} 54	10	50-70	3.00	1,990	-	63026-62
2.90	550/600 mm Star ring	•/ ^{1*} 50	-	50-70	3.00	1,920	-	63026-57
4.50	610 mm Plain Roller	^{2*} -	-	70-90	2.22	1,560	2,830	63029-61
4.50	620 mm/24" Cambridge	^{2*} 87	10	70-90	2.22	2,810	-	63029-62
4.50	550-600 mm Crosskill	^{2*} 45	-	70-90	2.22	2,460	-	63029-63
4.50	450/500 Star ring	•/ ^{2*} 88	-	70-90	2.22	2,160	-	63029-56
4.50	550/600 mm Star ring	•/ ^{2*} 88	-	70-90	2.22	2,570	-	63029-57
6.30	610 mm Plain Roller / Tip-Roller	^{2*/4*} -	-	90-110	2.45	2,240	3,860	63032-61
6.30	610 mm Plain Roller	^{2*} -	-	90-110	2.45	2,450	4,070	63033-61
6.30	710 mm Plain Roller	^{2*} -	-	100-120	2.45	3,050	5,280	63033-71
6.30	550-600 mm Crosskill	^{2*} 63	-	100-120	2.45	3,770	-	63033-63
6.30	620 mm/24" Cambridge	^{2*} 123	10	100-120	2.45	4,080	-	63033-62
6.30	550/600 mm Star ring	•/ ^{2*} 120	-	100-120	2.45	3,940	-	63033-57
8.20	610 mm Plain Roller	^{3*} -	-	130-160	2.45	3,080	5,180	63036-61
8.20	710 mm Plain Roller	^{3*} -	-	130-160	2.45	3,880	6,790	63036-71
8.20	550-600 mm Crosskill	^{3*} 81	-	130-160	2.45	5,120	-	63036-63
8.20	620 mm/24" Cambridge	^{3*} 157	10	130-160	2.45	5,450	-	63036-62
8.20	550/600 mm Star ring	•/ ^{3*} 152	-	130-160	2.45	5,290	-	63036-57
9.50	610 mm Plain Roller / Tip-Roller	^{3*/4*} -	-	140-160	2.45	3,400	5,840	63035-71

^{1*}Requires 1 double-acting oil outlets.

^{4*}Only available as Tip-Roller, see extra equipment for Tip-Roller

^{2*}Requires 2 double-acting oil outlets.

• Steel cast ring, 8 year breakage warranty

^{3*}Requires 3 double-acting oil outlets.



STANDARD EQUIPMENT

For all models:

- HE-VA SAT-System: Hydr. weight transfer system, transferring the weight from the middle section to centre of the wing sections, to compensate for the additional weight on the middle section from the frame construction, cylinders and wheels.
- Scrapers on 610 mm and 710 mm Plain Roller.
- Parking device for hydraulic hoses.
- Triple-sealed ball bearings and 60 mm axles.
- Safety wire between long finger tines.

Only for trailed models:

- Wheels
 - 2.90 and 4.50 m: 10.0/75 x 15.3, 10 PLY.
 - 6.30 and 8.20 m: 400/60 x 15.5, 16 PLY.
- Pivotal towing eye, secured by bolts
 - 2.90, 4.50 and 6.30 m: item no.. 630757028
 - 8.20 and 9.50 m: item no.. 630757017
- Supporting leg
 - 2.90, 4.50 and 6.30 m. adjustable supporting leg.
 - 8.20 and 9.50 m. hydr. supporting leg.

EXTRA EQUIPMENT

Work Width, m	Description	Weight, kg	Item Number
2.90	LED lights complete w/wire and socket, mounted	-	63025-54
4.50 - 8.20	LED lights complete w/wire and socket, mounted	-	63034-54
2.90 - 8.20	Set of reflective warning boards (2 pieces)	8	67055-74
2.90	Support wheel for front mounting	-	63021-00
2.90	Trail kit for retrofitting	-	63026-00
2.90 / 6.30 / 8.20	Stone box set (2 pieces)	-	630555015
4.50	Stone box set (2 pieces)	-	630555000
2.90 - 9.50	Electronic area counter, mounted	-	0539317
2.90	Depth stop for harrow section	-	1200849
4.50 - 8.20	Depth stop for harrow section	-	1200276
2.90 - 8.20	HPV-Controller : EI-hydr. operation of 4 functions	9	3409425
2.90 - 8.20	Air brakes, factory-mounted	18	63098-07
2.90 - 8.20	Hydraulic brakes, 1-circuit, factory-mounted	7	63098-08
2.90 - 8.20	Hydraulic brakes, 2-circuit, factory-mounted	-	63098-09
4.50 - 6.30	Rubber sealed/non-lubricant ball bearings (Additional price per machine)	-	63055-73
8.20 - 9.50	Rubber sealed/non-lubricant ball bearings (Additional price per machine)	-	63056-73
-	3.00 m wheel track eradicator set, three-point mounted, 6 tines (65x12 mm)	200	67701-00
-	4.00 m wheel track eradicator set, three-point mounted, 8 tines (65x12 mm)	280	67702-00
2.90 - 4.50	Wheel: 11.5/80 x 15.3, 14 PLY (Additional price per set)	-	63080-10
4.50	Wheel: 400/60 x 15.5 - 16 PLY, factory-mounted (Additional price per set)	-	63080-09
6.30	Wheel: 500/50 x 17 - 18 PLY, factory-mounted (Additional price per set)	-	3409760
8.20 - 9.50	Wheel: 500/50 x 17 - 18 PLY (Additional price per set)	-	3409750


CAST STEEL RINGS

Description

620 mm/24" Cambridge / 600 mm 2D-Corrugated. Steel cast quality. 10 spokes.
Recommended in a non-ploughed syst. and in extreme conditions. (Add. price per m)

**8 YEAR WARRANTY ON
STEEL CAST RINGS**

Weight, kg	Item Number
+ 10 per m	690150118



EQUIPMENT FOR SPRING-BOARD - FOR EQUIPMENT PACKAGES 4, 5 AND 7

Work Width, m	Description	Weight, kg	Item Number
2.90	Transverse locking system - connects the Spring-Board tines	35	63402-00
4.50	Transverse locking system - connects the Spring-Board tines	55	63403-00
6.30	Transverse locking system - connects the Spring-Board tines	74	63405-00
8.20	Transverse locking system - connects the Spring-Board tines	97	63406-00
2.90	Easy Change - quick change of wear points.	39	63302-12
4.50	Easy Change - quick change of wear points.	58	63302-18
6.30	Easy Change - quick change of wear points.	77	63302-24
8.20	Easy Change - quick change of wear points.	103	63302-32
-	Slicing plates for Spring-Board. (Additional price per tine)	-	63036-85
-	Wear plate 180x8 mm for Spring-Board tine (Additional price per tine)	3	63036-88

MOUNTING SET FOR MULTI-SEEDER INCL. STEPS - MAX. 300 KG LOAD IN THE FINE SEED HOPPER. PRICES AND INFO ON MULTI-SEEDER

Work Width, m	Description	Weight, kg	Item Number 8 Outlets	Item Number 12 Outlets	Item Number 16 Outlets
2.90	Three-point mounted, with or without AC / EC	40	63020-53	-	-
2.90	Trailed, with AC / EC	40	63020-54	-	-
2.90	Trailed, without AC / EC ^{1*}	40	63025-53	-	-
4.50	without Auto-Controller / EC ^{1*}	68	63028-55	63028-58	-
4.50	with Auto-Controller / EC	-	63028-56	63028-59	-
6.30	without Auto-Controller / EC ^{1*}	85	63032-55	63032-53	63032-58
6.30	with Auto-Controller / EC	-	63032-56	63032-54	63032-57
8.20	without Auto-Controller / EC ^{1*}	95	-	63034-57	63034-55
8.20	with Auto-Controller / EC	-	-	63034-58	63034-56
4.50-8.20	Platform with railing and ladder for mounting set	-	-	-	63099-55

^{1*} Standard with hydraulic lifting of seed wheel - requires 1 additional double-acting oil outlet.



EXTRA EQUIPMENT (CONTINUED)

Equipment Package 1



Equipment Package 1: 2-Row Longfinger Harrow

2-row longfinger harrow with 12 mm curved tines with a row spacing of 80 mm.
Mechanical adjustment of the tine angle and hydr. adjustment of the height / working level.

Work Width, m		Weight, kg	Item Number
2.90	1*	220	63026-80
4.50	1*	505	63029-80
6.30	1*	690	63033-80
8.20	1*	1,000	63036-80

Equipment Package 2



Equipment Package 2: 4-Row Longfinger Harrow

4-row longfinger harrow with 12 mm curved tines with a row spacing of 40 mm.
Mechanical adjustment of the tine angle and hydr. adjustment of the height / working level.

Work Width, m		Weight, kg	Item Number
2.90	1*	310	63026-81
4.50	1*	630	63029-81
6.30	1*	850	63033-81
8.20	1*	1,110	63036-81

Equipment Package 3




Equipment Package 3: 2-Row Longfinger Harrow and Levelling Bar

2-row longfinger harrow as described above mounted with levelling bar in front. The levelling bar is height adjustable in relation to the longfinger harrow.
The harrow and levelling bar are standard with hydr. adjustment of the height / working level.

Work Width, m		Weight, kg	Item Number
2.90	1*	300	63026-82
4.50	1*	660	63029-82
6.30	1*	930	63033-82
8.20	1*	1,270	63036-82

Equipment Package 4



Equipment Package 4: 2-Row Longfinger Harrow and Spring-Board

2-row longfinger harrow as described above.
In front of the longfinger harrow, a hydr. operated Spring-Board is mounted.
The height or working level of the longfinger harrow and Spring-Board is adjusted separately.

Work Width, m		Weight, kg	Item Number
2.90	2*	500	63026-83
4.50	2*	880	63029-83
6.30	2*	1,120	63033-83
8.20	2*	1,580	63036-83

Equipment Package 5



Equipment Package 5: Spring-Board

Spring-Board lamellar towing bar with mechanical adjustment of the height of the tine bar and hydr. adjustment of the aggressiveness.

Work Width, m		No. of Tines	Weight, kg	Item Number
2.90	1*	12	280	63026-84
4.50	1*	18	730	63029-84
6.30	1*	24	900	63033-84
8.20	1*	32	1,270	63036-84

Equipment Package 6



Equipment Package 6: 3-Row Longfinger Harrow and Levelling Bar

3-row longfinger harrow with 12 mm curved tines with a row spacing of 60 mm. In front of the long finger harrow, a levelling bar is mounted. The harrow and levelling bar are standard with hydr. adjustment of the height / working level.

Work Width, m		Weight, kg	Item Number
2.90	1*	330	63026-86
4.50	1*	720	63029-86
6.30	1*	1,008	63033-86
8.20	1*	1,384	63036-86

Equipment Package 7



Equipment Package 7: 3-Row Longfinger Harrow and Spring-Board

3-row longfinger harrow as described above.
In front of the long finger harrow, a hydr. operated Spring-Board is mounted.
The height or working level of the Long finger harrow and Spring-Board is adjusted separately.

Work Width, m		Weight, kg	Item Number
2.90	2*	545	63026-87
4.50	2*	943	63029-87
6.30	2*	1,200	63033-87
8.20	2*	1,690	63036-87

*1 Requires 1 additional double-acting oil outlet.

*2 Requires 2 additional double-acting oil outlets.

GRASS-ROLLER COMPACT



- Working width 2.90 m.
- 40-45 cm shorter than standard Grass-Roller.
- Retrofitting of wheels not possible.
- Multi-Seeder positioned at center of Grass-Roller = optimum weight distribution.
- Three-point linkage with category 2 pins and category 2 distance.

MACHINES

Work Width, m	Roller / Ring Type	No. of Rings	No. of Spokes	Power Req., HP	Transport Width, m	Weight excl. Equipment, kg	Item Number
2.90	620 mm/24" Cambridge	54	10	80-120	3.00	1,510	63022-62
2.90	450/500 Star ring	51	-	80-120	3.00	1,050	63022-56
2.90	550/600 mm Star ring	51	-	80-120	3.00	1,440	63022-57
2.90	Ø610 Plain Roller	-	-	80-120	3.00	815 w/o water 1,565 w/water	63022-61

• Steel cast ring, 8 year breakage warranty

STANDARD EQUIPMENT

- Triple-sealed ball bearings and 60 mm axles.
- Safety wire between long finger tines.

EXTRA EQUIPMENT


Description	Item Number
LED lights complete w/wire and socket	63025-54
Depth stop	63022-70

CAST STEEL RINGS

Description	Weight, kg	Item Number
620 mm/24" Cambridge / 600 mm 2D-Corrugated. Steel cast quality. 10 spokes. Recommended in a non-ploughed syst. and in extreme conditions. (Add. price per m)	+ 10 per m	690150118

8 YEAR WARRANTY ON STEEL CAST RINGS

Equipment Package COMPACT 1



Equipment Package COMPACT 1: 2-Row Longfinger Harrow and Manual Spring-Board
2-row longfinger harrow as described under equipment package COMPACT 3.
In front of the longfinger harrow, a manual Spring-Board with 150 mm plates is mounted.
The height or working level of the longfinger harrow and Spring-Board is adjusted separately.

Work Width, m	Weight, kg	Item Number
2.90	500	63022-81

Equipment Package COMPACT 2



Equipment Package COMPACT 2: 2-Row Longfinger Harrow and Levelling Bar
2-row longfinger harrow as described above mounted with levelling bar in front. The levelling bar is height adjustable in relation to the longfinger harrow.
The harrow and levelling bar are standard with hydr. adjustment of the height / working level.

Work Width, m	Weight, kg	Item Number
2.90	300	63022-82

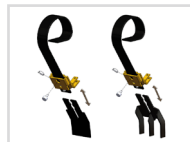
Equipment Package COMPACT 3



Equipment Package COMPACT 3: 2-Row Longfinger Harrow
2-row longfinger harrow with 12 mm curved tines with a row spacing of 80 mm.
Mechanical adjustment of the tine angle and hydr. adjustment of the height / working level.

Work Width, m	Weight, kg	Item Number
2.90	220	63022-83

*Requires 1 additional double-acting oil outlet



EQUIPMENT FOR SPRING-BOARD - FOR EQUIPMENT PACKAGE COMPACT 1

Work Width, m	Description	Weight, kg	Item Number
2.90	Transverse locking system - connects the Spring-Board tines	35	63402-00
2.90	Easy Change - quick change of wear points.	39	63302-12
-	Slicing plates for Spring-Board. (Additional price per tine)	-	63036-85

MOUNTING SET F/MULTI-SEEDER 200-8-EL INCL. STEPS, MAX. 300KG IN FINE SEED HOPPER - INFO MULTI-SEEDER

Work Width, m	Description	Weight, kg	Item Number - 8 Outlets
2.90	Mounting set, with or without AC / EC	40	63022-53