

DISC-ROLLER XL CONTOUR (THREE-POINT MOUNTED)



- Sabre disc” 610 x 6 mm large scalloped disc with specially designed coulter profile – thus ensuring an improved cutting of surface stubble preparation.
- Maintenance-free disc-hubs.
- Working depth of up to 175 mm in minimal tillage cultivations.
- “DSD - Technology”: Depth Synchronized Disc-Aggressiveness.
- Three-point linkage with category 3 pins and category 2 distance.

MACHINES

Model, m	Work / Transport Width, m	Roller Type	No. of Rings	No. of Discs	Power Req., HP	Weight, kg	Item Number
1-SECTION, RIGID WITHOUT HYDRAULIC FOLDING							
2.50	2.25 / 2.50	Square Tube Roller / 550 mm	^{1*} -	18	80 +	1,330	6301000
2.50	2.25 / 2.50	Wave roller / 600 mm	^{1*} 16	18	80 +	1,600	6301001
2.50	2.25 / 2.50	U-Profile Roller / 600 mm	^{1*} 16	18	90 +	1,680	6301002
2.50	2.25 / 2.50	V-Profile Roller / 600 mm	^{1*} 16	18	90 +	1,850	6301003
2.50	2.25 / 2.50	V-Profile Roller / 700 mm	^{1*} 16	18	90 +	2,010	6301004
2.50	2.25 / 2.50	Twin U-Profile 600-600 mm	^{1*} 16	18	90 +	1,820	6301005
2.50	2.25 / 2.50	Twin V-Profile 600-600 mm	^{1*} 16	18	90 +	2,110	6301006
2.50	2.25 / 2.50	Twin V-Profile 700-700 mm	^{1*} 16	18	90 +	-	6301007
3.00	2.75 / 3.00	Square Tube Roller / 550 mm	^{1*} -	22	90 +	1,540	6301100
3.00	2.75 / 3.00	Wave roller / 600 mm	^{1*} 20	22	90 +	1,890	6301101
3.00	2.75 / 3.00	U-Profile Roller / 600 mm	^{1*} 20	22	100 +	1,990	6301102
3.00	2.75 / 3.00	V-Profile Roller / 600 mm	^{1*} 20	22	100 +	2,160	6301103
3.00	2.75 / 3.00	V-Profile Roller / 700 mm	^{1*} 20	22	100 +	2,340	6301104
3.00	2.75 / 3.00	Twin U-Profile 600-600 mm	^{1*} 20	22	100 +	2,140	6301105
3.00	2.75 / 3.00	Twin V-Profile 600-600 mm	^{1*} 20	22	100 +	2,430	6301106
3.00	2.75 / 3.00	Twin V-Profile 700-700 mm	^{1*} 20	22	100 +	-	6301107
3.50	3.25 / 3.50	Square Tube Roller / 550 mm	^{1*} -	26	100 +	1,670	6301200
3.50	3.25 / 3.50	Wave roller / 600 mm	^{1*} 23	26	100 +	2,205	6301201
3.50	3.25 / 3.50	U-Profile Roller / 600 mm	^{1*} 23	26	110 +	2,310	6301202
3.50	3.25 / 3.50	V-Profile Roller / 600 mm	^{1*} 23	26	110 +	2,485	6301203
3.50	3.25 / 3.50	V-Profile Roller / 700 mm	^{1*} 23	26	110 +	2,695	6301204
3.50	3.25 / 3.50	Twin U-Profile 600-600 mm	^{1*} 23	26	110 +	2,465	6301205
3.50	3.25 / 3.50	Twin V-Profile 600-600 mm	^{1*} 23	26	110 +	2,775	6301206
3.50	3.25 / 3.50	Twin V-Profile 700-700 mm	^{1*} 23	26	110 +	-	6301207
4.00	3.75 / 4.00	Square Tube Roller / 550 mm	^{1*} -	30	110 +	1,980	6301300
4.00	3.75 / 4.00	Wave roller / 600 mm	^{1*} 26	30	110 +	2,520	6301301
4.00	3.75 / 4.00	U-Profile Roller / 600 mm	^{1*} 26	30	120 +	2,630	6301302
4.00	3.75 / 4.00	V-Profile Roller / 600 mm	^{1*} 26	30	120 +	2,810	6301303
4.00	3.75 / 4.00	V-Profile Roller / 700 mm	^{1*} 26	30	120 +	3,050	6301304
4.00	3.75 / 4.00	Twin U-Profile 600-600 mm	^{1*} 26	30	120 +	2,790	6301305
4.00	3.75 / 4.00	Twin V-Profile 600-600 mm	^{1*} 26	30	120 +	3,120	6301306
4.00	3.75 / 4.00	Twin V-Profile 700-700 mm	^{1*} 26	30	120 +	-	6301307

^{1*}Requires 1 double-acting oil outlet.

STANDARD EQUIPMENT

- Hydraulic adjustment of working depth.
- Edge equipment with disc for retain soil on right side.
- Scraper between the rings.
- 60 mm axles fitted with 60 mm triple-sealed ball bearings.

DISC-ROLLER XL CONTOUR (TRAILED)



- Sabre disc” 610 x 6 mm large scalloped disc with specially designed coulter profile – thus ensuring an improved cutting of surface stubble preparation.
- Maintenance-free disc-hubs.
- Working depth of up to 175 mm in minimal tillage cultivations.
- “DSD - Technology”: Depth Synchronized Disc-Aggressiveness.

MACHINES

Model, m	Work / Transport Width, m	Roller Type		No. of Rings	No. of Discs	Power Req., HP	Weight, kg	Item Number
1-SECTION, RIGID WITHOUT HYDRAULIC FOLDING								
2.50	2.25 / 2.50	Wave roller / 600 mm	^{1*}	16	18	80 +	2,080	6301021
2.50	2.25 / 2.50	U-Profile Roller / 600 mm	^{1*}	16	18	90 +	2,310	6301022
2.50	2.25 / 2.50	V-Profile Roller / 600 mm	^{1*}	16	18	90 +	2,480	6301023
2.50	2.25 / 2.50	V-Profile Roller / 700 mm	^{1*}	16	18	90 +	2,660	6301024
2.50	2.25 / 2.50	Twin U-Profile 600-600 mm	^{1*}	16	18	90 +	2,470	6301025
2.50	2.25 / 2.50	Twin V-Profile 600-600 mm	^{1*}	16	18	90 +	2,760	6301026
2.50	2.25 / 2.50	Twin V-Profile 700-700 mm	^{1*}	16	18	90 +	-	6301027
3.00	2.75 / 3.00	Wave roller / 600 mm	^{1*}	20	22	100 +	2,190	6301121
3.00	2.75 / 3.00	U-Profile Roller / 600 mm	^{1*}	20	22	100 +	2,640	6301122
3.00	2.75 / 3.00	V-Profile Roller / 600 mm	^{1*}	20	22	100 +	2,810	6301123
3.00	2.75 / 3.00	V-Profile Roller / 700 mm	^{1*}	20	22	100 +	2,990	6301124
3.00	2.75 / 3.00	Twin U-Profile 600-600 mm	^{1*}	20	22	100 +	2,790	6301125
3.00	2.75 / 3.00	Twin V-Profile 600-600 mm	^{1*}	20	22	100 +	3,080	6301126
3.00	2.25 / 3.00	Twin V-Profile 700-700 mm	^{1*}	20	22	100 +	-	6301127
3.50	3.25 / 3.50	Wave roller / 600 mm	^{1*}	23	26	100 +	2,320	6301221
3.50	3.25 / 3.50	U-Profile Roller / 600 mm	^{1*}	23	26	110 +	2,960	6301222
3.50	3.25 / 3.50	V-Profile Roller / 600 mm	^{1*}	23	26	110 +	3,135	6301223
3.50	3.25 / 3.50	V-Profile Roller / 700 mm	^{1*}	23	26	110 +	3,345	6301224
3.50	3.25 / 3.50	Twin U-Profile 600-600 mm	^{1*}	23	26	110 +	3,115	6301225
3.50	3.25 / 3.50	Twin V-Profile 600-600 mm	^{1*}	23	26	110 +	3,425	6301226
3.50	3.25 / 3.50	Twin V-Profile 700-700 mm	^{1*}	23	26	110 +	3,617	6301227
4.00	3.75 / 4.00	Wave roller / 600 mm	^{1*}	26	30	110 +	2,630	6301321
4.00	3.75 / 4.00	U-Profile Roller / 600 mm	^{1*}	26	30	120 +	3,280	6301322
4.00	3.75 / 4.00	V-Profile Roller / 600 mm	^{1*}	26	30	120 +	3,460	6301323
4.00	3.75 / 4.00	V-Profile Roller / 700 mm	^{1*}	26	30	120 +	3,700	6301324
4.00	3.75 / 4.00	Twin U-Profile 600-600 mm	^{1*}	26	30	120 +	3,440	6301325
4.00	3.75 / 4.00	Twin V-Profile 600-600 mm	^{1*}	26	30	120 +	3,770	6301326
4.00	3.75 / 4.00	Twin V-Profile 700-700 mm	^{1*}	26	30	120 +	-	6301327
2-SECTION, WITH HYDRAULIC FOLDING								
4.50	4.25 / 2.52	Wave roller / 600 mm	^{2*}	30	34	130 +	-	6301421
4.50	4.25 / 2.52	U-Profile Roller / 600 mm	^{2*}	30	34	140 +	-	6301422
4.50	4.25 / 2.52	V-Profile Roller / 600 mm	^{2*}	30	34	140 +	4,030	6301423
4.50	4.25 / 2.52	V-Profile Roller / 700 mm	^{2*}	30	34	140 +	-	6301424
4.50	4.25 / 2.52	Twin U-Profile 600-600 mm	^{2*}	30	34	140 +	4,010	6301425
4.50	4.25 / 2.52	Twin V-Profile 600-600 mm	^{2*}	30	34	140 +	4,340	6301426
4.50	4.25 / 2.52	Twin V-Profile 700-700 mm	^{2*}	30	34	140 +	-	6301427
5.50	5.25 / 2.52	Wave roller / 600 mm	^{2*}	36	42	160 +	-	6301521
5.50	5.25 / 2.52	U-Profile Roller / 600 mm	^{2*}	36	42	170 +	-	6301522
5.50	5.25 / 2.52	V-Profile Roller / 600 mm	^{2*}	36	42	170 +	4,770	6301523
5.50	5.25 / 2.52	V-Profile Roller / 700 mm	^{2*}	36	42	170 +	-	6301524
5.50	5.25 / 2.52	Twin U-Profile 600-600 mm	^{2*}	36	42	170 +	4,740	6301525
5.50	5.25 / 2.52	Twin V-Profile 600-600 mm	^{2*}	36	42	170 +	5,090	6301526
5.50	5.25 / 2.52	Twin V-Profile 700-700 mm	^{2*}	36	42	170 +	-	6301527

^{1*}Requires 2 double-acting oil outlets.

^{2*}Requires 3 double-acting oil outlets.

MACHINES (CONTINUED)

Model, m	Work / Transport Width, m	Roller Type	No. of Rings	No. of Discs	Power Req., HP	Weight, kg	Item Number
3-SECTION, WITH HYDRAULIC FOLDING (DISC 2-SECTION + ROLLER 3-SECTION)							
6.50	6.25 / 2.84	Wave roller / 600 mm	^{2*} 42	50	190 +	-	6301621
6.50	6.25 / 2.84	U-Profile Roller / 600 mm	^{2*} 42	50	200 +	-	6301622
6.50	6.25 / 2.84	V-Profile Roller / 600 mm	^{2*} 42	50	200 +	-	6301623
6.50	6.25 / 2.84	V-Profile Roller / 700 mm	^{2*} 42	50	200 +	8,525	6301624
6.50	6.25 / 2.84	Twin U-Profile 600-600 mm	^{2*} 42	50	200 +	-	6301625
6.50	6.25 / 2.84	Twin V-Profile 600-600 mm	^{2*} 42	50	200 +	-	6301626
6.50	6.25 / 2.84	Twin V-Profile 700-700 mm	^{2*} 42	50	200 +	7,475	6301627
7.50	7.25 / 2.84	Wave roller / 600 mm	^{2*} 48	58	190 +	-	6301721
7.50	7.25 / 2.84	U-Profile Roller / 600 mm	^{2*} 48	58	240 +	-	6301722
7.50	7.25 / 2.84	V-Profile Roller / 600 mm	^{2*} 48	58	240 +	-	6301723
7.50	7.25 / 2.84	V-Profile Roller / 700 mm	^{2*} 48	58	240 +	-	6301724
7.50	7.25 / 2.84	Twin U-Profile 600-600 mm	^{2*} 48	58	240 +	-	6301725
7.50	7.25 / 2.84	Twin V-Profile 600-600 mm	^{2*} 48	58	240 +	-	6301726
7.50	7.25 / 2.84	Twin V-Profile 700-700 mm	^{2*} 48	58	240 +	8,625	6301727

^{1*}Requires 2 double-acting oil outlets.

^{2*}Requires 3 double-acting oil outlets.

STANDARD EQUIPMENT

- HE-VA SAT-System on models with 2-sections: hydr. adjustable weight transfer system ensuring equal weight transfer in the total working width.
- Hydr. adjustment of the working depth, at the same time used for lifting of "disc" on headland.
- Adjustable drawbar height with distance clips and parking device for hydraulic hoses.
- Adjustable edge disc for retain soil on right side.
- Scraper between the rings, only on Single V and U-Profile Roller as well as Wave roller.
- 60 mm axles, fitted with 60 mm triple-sealed ball bearings on all models.
- Wheels :
 - 2.50 – 4.00 m: 400/60 x 15.5 – 16 PLY.
 - 4.50 – 5.50 m: 500/50 x 17.0 – 18 PLY.
 - 6.50 and 7.50 m: 520/50 – 17.0 Flotation.
- Towing eye, secured by bolts :
 - 2.50 – 5.50 m, item no.. 630757017
 - 6.50 – 7.50 m, item no.. 7420006

EXTRA EQUIPMENT - THREE-POINT MOUNTED / TRAILED

Work Width, m	Description	Weight, kg	Item Number
2.50 - 4.00	LED lights with wire and socket, for 1-section three-point mounted models	3	63090-01
2.50 - 4.00	LED lights w/wire and socket, for 1-sections trailed models	3	64512-70
4.50 - 5.50	LED lights w/wire and socket, for 2-sections trailed models	3	3401951
6.50 - 7.50	LED lights w/wire and socket, for 3-sections trailed models	3	6301939
2.50 - 7.50	Set of reflective warning boards (2 pieces)	8	67055-74
2.50 - 5.50	In line-system for all 1- and 2-section models. By means of Memory cylinder, the machine's parallelism with the soil surface can be hydraulically adjusted during work	^{1*} -	6301956
-	HPV-Controller: El-hydr. operation of 4 functions.	7	3409430
2.50 - 4.00	Electrical depth stop	4	6301945
4.50 - 5.50	Electrical depth stop	4	6301946
6.50 - 7.50	Electrical depth stop	4	6301947
2.50 - 5.50	Drawbar extension, 300 mm M16 for bolting on	25	6301950
6.50 - 7.50	Drawbar extension 400 mm M20	31.50	6301951
2.50 - 4.00	Wheels 500/50x17.0-18 PLY (Additional price per set)	-	3409750
2.50 - 4.00	Trail kit, 400/60x15.5	1,075	6301910
2.50 - 5.50	Wheel track eradicator set with 4 pcs. 65x12 tines for models without Spring-Board	-	6301450
2.50 - 5.50	Wheel track eradicator set with 4 pcs. 65x12 tines for models with Spring-Board	-	6301451
2.50 - 5.50	Extension kit with 4 pcs. of 65x12 mm tines. For use with twin wheels.	-	6301452
2.50 - 5.50	Air brakes	18	6301900
6.50 - 7.50	Air brakes	18	6301901
2.50 - 5.50	Hydraulic brakes, 1-circuit	7	6301905
6.50 - 7.50	Hydraulic brakes, 1-circuit	7	6301906
2.50 - 5.50	Hydraulic brakes, 2-circuit, factory-mounted	-	6301907
6.50 - 7.50	Hydraulic brakes, 2-circuit, factory-mounted	-	6301908
2.50	Material damper guard	50	63090-98
3.00	Material damper guard	60	63091-96
3.50	Material damper guard	70	63096-96
4.00	Material damper guard	80	63092-96
4.50	Material damper guard	105	63092-97
5.50	Material damper guard	120	63093-97
6.50	Material damper guard	125	6301634
7.50	Material damper guard	160	6301734


^{1*}Requires 1 additional double-acting oil outlet.

EXTRA EQUIPMENT - THREE-POINT MOUNTED / TRAILED (CONTINUED)

Work Width, m	Description	Item Number
2.50 - 4.00	Rubber sealed/non-lubricant ball bearings, single roller (Additional price per set)	63090-03
2.50 - 4.00	Rubber sealed/non-lubricant ball bearings, double roller (Additional price per set)	63090-05
4.00 - 5.50	Rubber sealed/non-lubricant ball bearings, single roller (Additional price per set)	63090-05
4.00 - 5.50	Rubber sealed/non-lubricant ball bearings, double roller (Additional price per set)	63090-08
6.50 - 7.50	Rubber sealed/non-lubricant ball bearings, single roller (Additional price per set)	63090-09
6.50 - 7.50	Rubber sealed/non-lubricant ball bearings, double roller (Additional price per set)	63090-11
-	Bearing protector for packing roller (Per unit)	7355054
-	Ø570 x 6 mm profiled mixing disc (greater ability to mix soil and plant residues)	6301961
-	Ø610 mm disc with rough profile (more concave design and with larger notches), factory-mounted (Additional price per m)	6301962



Rubber sealed ball bearings.



Bearing protector for packing roller.






Standard disc, 610x6 mm - fine profile.



Ø570 x 6 mm profiled mixing disc.



Ø610x6 mm disc with rough profile.



Work Width, m	Type / Description	Weight, kg	Item Number
SPRING-BOARD (ONLY TRAILED MODELS)			
2.50	Rigid, 1-section	1 ¹ / ₂ ² 240	6301030
3.00	Rigid, 1-section	1 ¹ / ₂ ² 280	6301130
3.50	Rigid, 1-section	1 ¹ / ₂ ² 325	6301230
4.00	Rigid, 1-section	1 ¹ / ₂ ² 370	6301330
4.50	Foldable, 2-section	1 ¹ / ₂ ² 375	6301430
5.50	Foldable, 2-section	1 ¹ / ₂ ² 450	6301530
6.50	Foldable, 3-section	1 ¹ / ₂ ² 525	6301630
7.50	Foldable, 3-section	1 ¹ / ₂ ² 775	6301730
-	Edge equipment set for Spring-Board tines	-	6301960
SPRING-BOARD WITH SLICING PLATES (ONLY TRAILED MODELS)			
2.50	Rigid, 1-section	1 ¹ / ₂ ² -	6301031
3.00	Rigid, 1-section	1 ¹ / ₂ ² -	6301131
3.50	Rigid, 1-section	1 ¹ / ₂ ² -	6301231
4.00	Rigid, 1-section	1 ¹ / ₂ ² -	6301331
4.50	Foldable, 2-section	1 ¹ / ₂ ² -	6301431
5.50	Foldable, 2-section	1 ¹ / ₂ ² -	6301531
6.50	Foldable, 3-section	1 ¹ / ₂ ² -	6301631
7.50	Foldable, 3-section	1 ¹ / ₂ ² -	6301731
SPRING-BOARD WITH Ø16 MM LONGFINGER TINES (ONLY TRAILED MODELS)			
2.50	Rigid, 1-section - 10 tines	1 ¹ / ₂ ² 174	6301033
3.00	Rigid, 1-section - 12 tines	1 ¹ / ₂ ² 201	6301133
3.50	Rigid, 1-section - 14 tines	1 ¹ / ₂ ² 232	6301233
4.00	Rigid, 1-section - 16 tines	1 ¹ / ₂ ² 264	6301333
4.50	Foldable, 2-section - 18 tines	1 ¹ / ₂ ² 256	6301433
5.50	Foldable, 2-section - 22 tines	1 ¹ / ₂ ² 305	6301533
6.50	Foldable, 3-section - 26 tines	1 ¹ / ₂ ² 354	6301633
7.50	Foldable, 3-section - 32 tines	1 ¹ / ₂ ² 564	6301733

¹ Requires 1 additional double-acting oil outlet.

² Drawbar extension is recommended, when the tractor is equipped with twin wheels.

EXTRA EQUIPMENT - THREE-POINT MOUNTED / TRAILED (CONTINUED)

Work Width, m	Type / Description		Item Number
TRANSVERSE LOCKING SYSTEM - CONNECTS THE SPRING-BOARD TINES (ONLY TRAILED MODELS)			
2.50	Rigid, 1-section	1*	63490-00
3.00	Rigid, 1-section	1*	63491-00
3.50	Rigid, 1-section	1*	63496-00
4.00	Rigid, 1-section	1*	63492-00
4.50	Foldable, 2-section	1*	63592-30
5.50	Foldable, 2-section	1*	63593-30
6.50	Foldable, 3-section	1*	6301632
7.50	Foldable, 3-section	1*	6301732



1*Requires 1 additional double-acting oil outlet.



LONGFINGER AFTERHARROW AFTER ROLLER. SPINDLE ADJUSTMENT OF WORKING DEPTH W/POSSIBILITY OF WEIGHT TRANSFER.		
Work Width, m	Description	Item Number
2.50	For three-point mounted model	6301035
3.00	For three-point mounted model	6301135
3.50	For three-point mounted model	6301235
4.00	For three-point mounted model	6301335
2.50	For trailed model - mounted behind transport wheels	6301036
3.00	For trailed model - mounted behind transport wheels	6301136
3.50	For trailed model - mounted behind transport wheels	6301236
4.00	For trailed model - mounted behind transport wheels	6301336
4.50	For trailed model - mounted behind transport wheels	6301436
5.50	For trailed model - mounted behind transport wheels	6301536
6.50	For trailed model - mounted behind transport wheels	6301636
7.50	For trailed model - mounted behind transport wheels	6301736

SET OF PIVOTING SUPPORT WHEELS, MOUNTED IN FRONT, HEIGHT ADJUSTABLE WHEELS: 2 X 300/55X12- 8 PLY

Work Width, m	Description	Weight, kg	Item Number
2.50 - 5.50	For trailed models without Spring-Board	-	6301914
2.50 - 5.50	For trailed models with Spring-Board	180	6301915
6.50 - 7.50	For trailed models without Spring-Board	140	6301916
6.50 - 7.50	For trailed models with Spring-Board	180	6301917

Work Width, m	Type	TOP-CUTTER (ONLY TRAILED MODELS)	SPRING-BOARD ON TOP-CUTTER BRACKETS (ONLY TRAILED MODELS)
		Item Number	Item Number
2.50	Rigid	67410-92	67410-93
3.00	Rigid	67410-94	67410-95
3.50	Rigid	67410-96	67410-97
4.00	Rigid	67410-98	67410-99
4.50	Foldable	67410-61	67410-62
5.50	Foldable	67410-63	67410-64
6.50	Foldable	67410-65	67410-66
7.50	Foldable	67410-67	67410-68

MOUNTING SET FOR MULTI-SEEDER INCL. STEPS, INCL. MOUNTING ON DISC-ROLLER CONTOUR MAX. 300 KG LOAD IN FINE SEED HOPPER. PRICES AND INFO ON MULTI-SEEDER

Work Width, m	Type		Item Number 8 Outlets	Item Number 12 Outlets	Item Number 16 Outlets
2.50	without Auto-Controller / EC	1*	6301037	-	-
2.50	with Auto-Controller / EC	2*	6301039	-	-
3.00	without Auto-Controller / EC	1*	6301137	-	-
3.00	with Auto-Controller / EC	2*	6301139	-	-
3.50	without Auto-Controller / EC	1*	6301237	-	-
3.50	with Auto-Controller / EC	2*	6301239	-	-
4.00	without Auto-Controller / EC	1*	6301337	-	-
4.00	with Auto-Controller / EC	2*	6301339	-	-
4.50	without Auto-Controller / EC	1*	6301437	6301441	-
4.50	with Auto-Controller / EC	2*	6301439	6301442	-
5.50	without Auto-Controller / EC	1*	6301537	6301541	-
5.50	with Auto-Controller / EC	2*	6301539	6301542	-
6.50	without Auto-Controller / EC	1*	-	6301641	6301638
6.50	with Auto-Controller / EC	2*	-	6301642	6301640
7.50	without Auto-Controller / EC	1*	-	6301741	6301738
7.50	with Auto-Controller / EC	2*	-	6301742	6301740

1*On trailed models hydraulic lifting of seed wheel is included, which requires 1 additional double-acting oil outlet.

2*On / Off switch on Multi-Seeder with AC is always mounted on wheel frame.

DISTRIBUTOR SET FOR HE-VA FRONT-TANK

Work Width, m	Description	Item Number
2.50 - 7.50	Distributor set with 12 outlets for HE-VA Front-Tank for Disc-Roller XL Contour	0537702