



Euro-Dan Eco

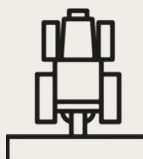
The seedbed harrow that creates the perfect seedbed




The harrow is lifted free of the surface in parallel and is carried by the 4 x 300 mm wide wheels. Note the large frame height (approx. 40 cm) under the harrow tines.




Technical specifications




5.00 - 8.00 m




2.90 m



85 - 140 hp



2,100 - 2,800 kg



55 - 85 pcs

Work Width, m	Type	Wheels Side Section	Transport Height, m	Transport Width, m	Number of Tines	Power Requirements, hp	Weight, kg
5.00	Foldable	With spindles	2.05	2.90	55	85+	2,100
6.00	Foldable	With spindles	2.55	2.90	63	100+	2,300
7.00	Foldable	With hydraulic lift	3.05	2.90	75	120+	2,600
8.00	Foldable	With hydraulic lift	3.55	2.90	85	140+	2,800

  
Tel.: +45 97 72 42 88
E-mail: info@he-va.com
Web: www.he-va.com
N.A. Christensensvej 34
DK-7900 Nykøbing Mors

Your HE-VA dealer

HE-VA reserves the right to make design and construction changes without notice



Simple operation and reliability ensures high capacity

Euro-Dan Eco is designed based on many years of experience with S-tine harrows as well as on modern agriculture's demands for seedbed harrows. With a wide range of extra equipment, the Euro-Dan Eco can be built individually, adapted to any farm and soil type. The harrow has the necessary weight and is equipped with the necessary tools to obtain a perfect seedbed for grain, beets, maize etc. - even in the most heavy clay soil.



Harrow tines

The strong 10 x 45 mm harrow tines ensure optimal harrowing of all soil types. The harrow tines can be supplied with goosefoot points 100 x 4 mm.

The standard harrow has 60 cm tine row distance and a tine spacing of 9 cm.



Spare wheel

Can be supplied with fixed spare wheel (optional) for particularly stony ground conditions.



Depth control

On 5.00-6.00 m harrows, the harrow depth is set with spacer clips on the wheels' lifting cylinder and with spindles on the side sections.

On 7.00-8.00 m harrows, the harrow depth is easily adjusted with the centrally operated electric depth stop. The electric depth stop ensures that the harrow depth is exactly the same each time after the harrow has been raised. (Extra equipment for 5.00-6.00

m). By means of a switch in the cabin, the driver can stop the electric depth stop. This way, the driver can override the stop and perform a deeper preparation - e.g. on the headlands. (Extra equipment for 5.00-6.00 m).



Extra Equipment

Our extra equipment range ensures an optimal setup and adaptation of Euro-Dan Eco for any farm / soil type.

Strong front-harrow

Mounting a strong front-harrow before the front Spring-Board, guarantees an extra good preparation on heavy soil types. This front-harrow breaks the soil crust, and tracks or compressed soil is loosened, so that the levelling bar can perform a precise levelling of the already loosened soil.

The work of the strong front-harrow will thereby reduce the energy consumption for the subsequent levelling with the Spring-Board levelling bar.

When Euro-Dan Eco is equipped with a strong front-harrow, the average tine spacing is 6.7 cm.



The aggressiveness (tine row angle) on the strong front-harrow is adjusted via spindles.

Spring-Board



The Spring-Board is an important element on the harrow. When mounting a Spring-Board at the front of the Euro-Dan Eco, the field is perfectly levelled and major clods are crushed before the soil is cultivated. The Spring-Board tine is a strong 10x45 mm spring tine, standard mounted with an 8x100 mm point.

The Spring-Board has hydr. adjustment of the degree of cultivation/working depth, whereby the aggressiveness can be adjusted during operation depending on soil conditions.



Via the scale on the right side, the driver can see exactly how aggressively the Spring-Board levelling bar is working.

Spring-Board after-harrow

The Spring-Board after-harrow is mounted behind the harrow section, ensuring an effective levelling of the tine tracks and a light consolidation. Simultaneously, the vibrating tines effectively crush the last clods.

The Spring-Board after-harrow can be mounted with the longfinger after-harrow.



The Spring-Board after-harrow is connected to the front levelling bar, making the aggressiveness hydraulically adjustable. The ratio between the front and rear bar is adjustable via spindles.



Longfinger after-harrow

The strong longfinger after-harrow, mounted with strong 12 mm back-bended tines, effectively erases the tine tracks.



Both the pressure and the working angle is easily adjusted on the after-harrow, to achieve the desired work intensity.

